



GRAND SERAIL
(Government Palace)-Beirut



Annex II
Aluminum Windows Schedule
May 2022






ABDULWAHED CHEHAB
CONSULTING ENGINEERING OFFICE




Annex II:

- 1. Oculus Types and Schedule**
- 2. Aluminum Windows Types**
- 3. Aluminum Windows Schedule**

Annex II:


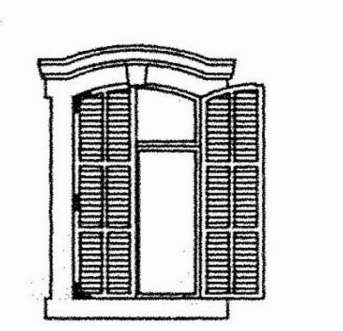


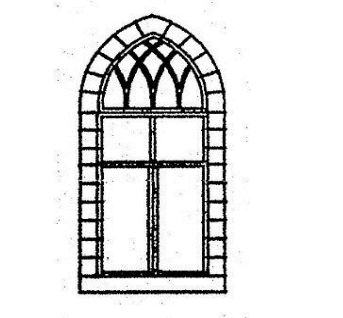
- 1. Oculus Types and Schedule**
- 2. Aluminum Windows Types**
- 3. Aluminum Windows Schedule**




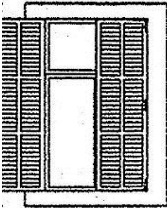

Façade	Level	Type	Image	Number of Items	Glass Type	Glass Status	Aluminum Status	General Description
Zone A								
North (4)	F2	O-1		1.00	Bullet Proof	Fine	Rehab	As Seen on picture, need to be checked on site for frame to be checked
North (4)	F2	O-2		2.00	Bullet Proof	Fine	Rehab	As Seen on picture, need to be checked on site for frame to be checked
North (4) / East (1) / West (3)	GF	O-2		34.00	Bullet Proof	Fine	Rehab	As Seen on picture, need to be checked on site for frame to be checked

Façade	Level	Type	Image	Number of Items	Glass Type	Glass Status	Aluminum Status	General Description
Zone B East								
East (1)	GF	O-2		7.00	Double Glass	Fine	Rehab	As Seen on picture, need to be checked on site for frame to be checked
Zone B West								
West (3)	GF	O-2		8.00	Double Glass	Fine	Rehab	As Seen on picture, need to be checked on site for frame to be checked
Zone C								
East (1) / West (3)	GF	O-2		13.00	Double Glass	Fine	Rehab	As Seen on picture, need to be checked on site for frame to be checked




Annex II:


1. **Oculus Types and Schedule**
2. **Aluminum Windows Types**
3. **Aluminum Windows Schedule**

Type Number	Type Elevation	Type Dimension
A-1a		2.40 x 1.20
A-1b		2.40 x 1.40
A-2		2.60 x 1
A-3a & A3b		3.20 x 1.35 4.50 x 1.60
A-4		3.20 x 1.35

A-5		3.20 x 1.40
A-6		3.2 x 1.1
A-7a		2.3 x 1.1
A-7b		2.3 x 1.3 No Shutters with burglars
A-8		2. x 1

<p>A-9</p>		<p>Leaf 1.6 x 2.7</p>
<p>A-10</p>		<p>7.90 x 3.65</p>
<p>A-11</p>		<p>2.15 x 1.15</p>
<p>AGD-1</p>		<p>3.50 x 1.20</p>

<p>AGD-2</p>		<p>2.9 x 2</p>
<p>AGD-3</p>		<p>4.50 x 1.60</p>
<p>AGD-4</p>		<p>4.50 x 1.40</p>

AGD-5		4.20 x 2.50
AGD-6		3.90 x 2.40
AGD-7		4 x 1.2

Annex II:

1. **Oculus Types and Schedule**
2. **Aluminum Windows Types**
3. **Aluminum Windows Schedule**

Room Number	Façade	Type	Number of Items	Dimension				Glass Type	Glass Status	Aluminum Status	Aluminum Description	General Description	Burglar Status	Shutter Status	Convert to Bullet Proof
				Height (m)	Width (m)	Sill Height (m)	Depth int. marble (m)								
Second Floor															
2003	East (1C) / West (3C)	A-1a	1.00	2.40	1.20	1.10	0.30	Bullet Proof	Fine	New	New Leaf Frame	Fixed Parts needs Maintenance / Frame to be checked / Broken Jambs	None	Rehab	U
2003	East (1C) / West (3C)	A-1a	1.00	2.40	1.20	1.10	0.30	Bullet Proof	Fine	New	New Leaf Frame	Fixed Parts needs Maintenance / Frame to be checked / Broken Jambs	None	Rehab	U
2003	North (4)	AGD-1	1.00	3.50	1.20	0.00	0.00	Bullet Proof	Fine	New	New Leaf Frame	Fixed Parts of 0.7m needs Maintenance / Frame to be checked	None	Rehab	U
2003	North (4)	AGD-1	1.00	3.50	1.20	0.00	0.00	Bullet Proof	Broken (1)	New	New Leaf Frame	Fixed Parts of 0.7m needs Maintenance / Frame to be checked	None	Rehab	U
2003	North (4)	A-8	1.00	2.00	1.00	1.10	1.00	Bullet Proof	Fine	New	New Leaf Frame	Frame to be checked	None	None	U
2003	North (4)	A-8	1.00	2.00	1.00	1.10	1.00	Bullet Proof	Fine	New	New Leaf Frame	Frame to be checked	None	None	U
2003	North (4)	AGD-2	1.00	2.90	2.00	0.00	0.00	Bullet Proof	Broken (2)	New	New Leaf / New Fixed Frame	Frame to be checked / New Stone Lintel	None	None	U
2063	North (4)	A-1a	1.00	2.40	1.20	1.10	1.15	Bullet Proof	Fine	Rehab	Rehab	Frame to be checked / Marble Rehab	None	Rehab	U

Room Number	Façade	Type	Number of Items	Dimension				Glass Type	Glass Status	Aluminum Status	Aluminum Description	General Description	Burglar Status	Shutter Status	Convert to Bullet Proof
				Height (m)	Width (m)	Sill Height (m)	Depth int. marble (m)								
2063	North (4)	A-1a	1.00	2.40	1.20	1.10	1.15	Bullet Proof	Fine	New	New Leaf Frame	Frame to be checked / Marble Rehab	None	Rehab	U
2063	North (4)	A-1a	1.00	2.40	1.20	1.10	1.15	Bullet Proof	Broken (2)	New	New Leaf Frame	Frame to be checked / Marble Rehab	None	Rehab	U
2063	North (4)	A-1a	1.00	2.40	1.20	1.10	1.15	Bullet Proof	Fine	New	New Leaf Frame	Frame to be checked / Marble Rehab	None	Rehab	U
2064	North (4)	A-1a	1.00	2.40	1.20	1.10	0.70	Bullet Proof	Fine	New	New Leaf Frame	Frame to be checked / Fixed Top Maintenance	None	Rehab	U
2064	North (4)	A-1a	1.00	2.40	1.20	1.10	0.70	Bullet Proof	Broken (1)	New	New Leaf Frame	Frame to be checked / Fixed Top Maintenance	None	Rehab	U
2065	East (1B)	A-1a	1.00	2.40	1.20	1.10	0.70	Bullet Proof	Fine	New	New Leaf Frame	Frame to be checked / Fixed Top Maintenance	None	Rehab	U
2065	East (1B)	A-1a	1.00	2.40	1.20	1.10	0.70	Bullet Proof	Fine	New	New Leaf Frame	Frame to be checked / Fixed Top Maintenance	None	Rehab	U
2065	East (1B)	A-1a	1.00	2.40	1.20	1.10	0.70	Bullet Proof	Fine	New	New Leaf Frame	Frame to be checked / Fixed Top Maintenance	None	Rehab	U
2065	East (1B)	A-1a	1.00	2.40	1.20	1.10	0.70	Bullet Proof	Fine	New	New Leaf Frame	Frame to be checked / Fixed Top Maintenance	None	Rehab	U
2065	East (1B)	A-1a	1.00	2.40	1.20	1.10	0.70	Bullet Proof	Fine	New	New Leaf Frame	Frame to be checked / Fixed Top Maintenance	None	Rehab	U

Room Number	Façade	Type	Number of Items	Dimension				Glass Type	Glass Status	Aluminum Status	Aluminum Description	General Description	Burglar Status	Shutter Status	Convert to Bullet Proof
				Height (m)	Width (m)	Sill Height (m)	Depth int. marble (m)								
2065	North (4)	A-1a	1.00	2.40	1.20	1.10	0.70	Bullet Proof	Fine	New	New Leaf Frame	Frame to be checked / Fixed Top Maintenance	None	Rehab	U
2065	North (4)	A-1a	1.00	2.40	1.20	1.10	0.70	Bullet Proof	Fine	New	New Leaf Frame	Frame to be checked / Fixed Top Maintenance	None	Rehab	U
2065	North (4)	A-1a	1.00	2.40	1.20	1.10	0.70	Bullet Proof	Fine	New	New Leaf Frame	Frame to be checked / Fixed Top Maintenance	None	Rehab	U
2066	East (1B)	A-1a	1.00	2.40	1.20	1.10	0.70	Double Glass	Broken (2)	New	New Leaf / New Fixed Frame	N	None	Rehab	No
2066	East (1B)	A-1a	1.00	2.40	1.20	1.10	0.70	Double Glass	Broken (2)	New	New Leaf / New Fixed Frame	N	None	Rehab	No
2006	North (4)	A-1a	1.00	2.40	1.20	1.10	0.60	Bullet Proof	Fine	New	New Leaf Frame	Frame to be checked / Fixed Top Maintenance	None	Rehab	U
2006	North (4)	A-1a	1.00	2.40	1.20	1.10	0.60	Bullet Proof	Fine	New	New Leaf Frame	Frame to be checked / Fixed Top Maintenance	None	Rehab	U
2007	North (4)	A-1a	1.00	2.40	1.20	1.10	0.70	Bullet Proof	Fine	New	New Leaf Frame	Frame to be checked / Fixed Top Maintenance	None	Rehab	U
2007	North (4)	A-1a	1.00	2.40	1.20	1.10	0.70	Bullet Proof	Fine	New	New Leaf Frame	Frame to be checked / Fixed Top Maintenance	None	Rehab	U
2010	North (4)	A-1a	1.00	2.40	1.20	1.10	0.70	Bullet Proof	Fine	New	New Leaf Frame	Frame to be checked / Fixed Top Maintenance	None	Rehab	U

Room Number	Façade	Type	Number of Items	Dimension				Glass Type	Glass Status	Aluminum Status	Aluminum Description	General Description	Burglar Status	Shutter Status	Convert to Bullet Proof
				Height (m)	Width (m)	Sill Height (m)	Depth int. marble (m)								
2010	North (4)	A-1a	1.00	2.40	1.20	1.10	0.70	Bullet Proof	Fine	New	New Leaf Frame	Frame to be checked / Fixed Top Maintenance	None	Rehab	U
2015	North (4)	A-1a	1.00	2.40	1.20	1.10	0.70	Bullet Proof	Fine	New	New Leaf Frame	Frame to be checked / Fixed Top Maintenance	None	Rehab	U
2016	North (4)	A-1a	1.00	2.40	1.20	1.10	0.70	Bullet Proof	Fine	New	New Leaf Frame	Frame to be checked / Fixed Top Maintenance	None	Rehab	U
2016	North (4)	A-1a	1.00	2.40	1.20	1.10	0.70	Bullet Proof	Broken (1)	New	New Leaf Frame	Frame to be checked / Fixed Top Maintenance	None	Rehab	U
2016	West (3B)	A-1a	1.00	2.40	1.20	1.10	0.70	Bullet Proof	Fine	New	New Leaf Frame	Frame to be checked / Fixed Top Maintenance	None	Rehab	U
2016	West (3B)	A-1a	1.00	2.40	1.20	1.10	0.70	Bullet Proof	Fine	New	New Leaf Frame	Frame to be checked / Fixed Top Maintenance	None	Rehab	U
2016	West (3B)	A-1a	1.00	2.40	1.20	1.10	0.70	Bullet Proof	Fine	New	New Leaf Frame	Frame to be checked / Fixed Top Maintenance	None	Rehab	U
2017	West (3B)	A-1a	1.00	2.40	1.20	1.10	0.70	Bullet Proof	Broken (1)	New	New Leaf Frame	Frame to be checked / Fixed Top Maintenance	None	Rehab	U
2017	West (3B)	A-1a	1.00	2.40	1.20	1.10	0.70	Bullet Proof	Fine	New	New Leaf Frame	Frame to be checked / Fixed Top Maintenance	None	Rehab	U
2017	West (3B)	A-1a	1.00	2.40	1.20	1.10	0.70	Bullet Proof	Fine	New	New Leaf Frame	Frame to be checked / Fixed Top Maintenance	None	Rehab	U
2019	West (3B)	A-1a	1.00	2.40	1.20	1.10	0.75	Double Glass	Broken (2)	New	New Leaf / New Fixed Frame	N	None	Rehab	Yes
2023	West (3A)	A-1a	1.00	2.40	1.20	1.10	0.90	Bullet Proof	Fine	New	New Leaf Frame	Frame to be checked / Fixed Top Maintenance	None	Rehab	U

The Rehabilitation of Grand Saray

Aluminum Windows Schedule
Zone A

Room Number	Façade	Type	Number of Items	Dimension				Glass Type	Glass Status	Aluminum Status	Aluminum Description	General Description	Burglar Status	Shutter Status	Convert to Bullet Proof
				Height (m)	Width (m)	Sill Height (m)	Depth int. marble (m)								
2023	West (3A)	A-1a	1.00	2.40	1.20	1.10	0.90	Bullet Proof	Fine	New	New Leaf Frame	Frame to be checked / Fixed Top Maintenance	None	Rehab	U
2023	West (3A)	A-1a	1.00	2.40	1.20	1.10	0.90	Bullet Proof	Fine	New	New Leaf Frame	Frame to be checked / Fixed Top Maintenance	None	Rehab	U
2024	West (3)	A-1a	1.00	2.40	1.20	1.10	0.90	Bullet Proof	Fine	Rehab	Rehab	Closed by wall / Frame to be checked / Fixed Top Maintenance	None	Rehab	U
2024	West (3)	A-1a	1.00	2.40	1.20	1.10	0.90	Bullet Proof	Fine	New	New Leaf Frame	Frame to be checked / Fixed Top Maintenance	None	Rehab	U
2024	West (3)	A-1a	1.00	2.40	1.20	1.10	0.90	Bullet Proof	Fine	New	New Leaf Frame	Frame to be checked / Fixed Top Maintenance	None	Rehab	U
2028	West (3)	A-1a	1.00	2.40	1.20	1.10	0.90	Bullet Proof	Fine	New	New Leaf / New Fixed Frame	Frame to be checked / Fixed Top Maintenance	None	Rehab	U
2028	West (3)	A-1a	1.00	2.40	1.20	1.10	0.90	Bullet Proof	Fine	New	New Leaf / New Fixed Frame	Frame to be checked / Fixed Top Maintenance	None	Rehab	U
2028	West (3)	A-1a	1.00	2.40	1.20	1.10	0.90	Bullet Proof	Fine	New	New Leaf / New Fixed Frame	Frame to be checked / Fixed Top Maintenance	None	Rehab	U
2035	South (8 IC)	A-5	1.00	3.20	1.40	1.10	0.00	Bullet Proof	Fine	New	New Leaf / New Fixed Frame	Frame to be checked / Fixed Top Maintenance	None	None	U
2035	South (8 IC)	A-5	1.00	3.20	1.40	1.10	0.00	Bullet Proof	Fine	New	New Leaf / New Fixed Frame	Frame to be checked / Fixed Top Maintenance	None	None	U
2035	South (8 IC)	AGD-3	1.00	4.50	1.60	0.00	0.00	Bullet Proof	Broken (1)	New	New Leaf / New Fixed Frame	Frame to be checked / Fixed Top Maintenance	None	None	U
2036	South (8 IC)	A-5	1.00	3.20	1.40	1.10	0.00	Bullet Proof	Fine	New	New Leaf / New Fixed Frame	Frame to be checked / Fixed Top Maintenance	None	None	U

The Rehabilitation of Grand Saray

Aluminum Windows Schedule
Zone A

Room Number	Façade	Type	Number of Items	Dimension				Glass Type	Glass Status	Aluminum Status	Aluminum Description	General Description	Burglar Status	Shutter Status	Convert to Bullet Proof
				Height (m)	Width (m)	Sill Height (m)	Depth int. marble (m)								
2039	South (8 IC)	A-5	1.00	3.20	1.40	1.10	0.00	Bullet Proof	Fine	New	New Leaf / New Fixed Frame	Frame to be checked / Fixed Top Maintenance	None	None	U
2050	South (8 IC)	A-2	1.00	2.60	1.00	1.10	0.00	Bullet Proof	Fine	New	New Leaf Frame	Frame to be checked / Fixed Top Maintenance	None	None	U
2050	South (8 IC)	A-2	1.00	2.60	1.00	1.10	0.00	Bullet Proof	Fine	New	New Leaf Frame	Frame to be checked / Fixed Top Maintenance	None	None	U
2057	South (8 IC)	A-5	1.00	3.20	1.40	1.10	0.00	Bullet Proof	Fine	New	New Leaf / New Fixed Frame	Frame to be checked / Fixed Top Maintenance	None	None	U
2057	South (8 IC)	A-5	1.00	3.20	1.40	1.10	0.00	Bullet Proof	Fine	New	New Leaf / New Fixed Frame	Frame to be checked / Fixed Top Maintenance	None	None	U
2057	South (8 IC)	A-5	1.00	3.20	1.40	1.10	0.00	Bullet Proof	Fine	New	New Leaf / New Fixed Frame	Frame to be checked / Fixed Top Maintenance	None	None	U
2057	South (8 IC)	A-5	1.00	3.20	1.40	1.10	0.00	Bullet Proof	Broken (1)	New	New Leaf / New Fixed Frame	Frame to be checked / Fixed Top Maintenance	None	None	U
2057	South (8 IC)	AGD-3	1.00	4.50	1.60	0.00	0.00	Bullet Proof	Broken (1)	New	New Leaf / New Fixed Frame	Frame to be checked / Fixed Top Maintenance	None	None	U
2052	South (8 IC)	A-5	1.00	3.20	1.40	1.10	0.00	Bullet Proof	Fine	New	New Leaf / New Fixed Frame	Frame to be checked / Fixed Top Maintenance	None	None	U
2052	South (8 IC)	A-5	1.00	3.20	1.40	1.10	0.00	Bullet Proof	Fine	New	New Leaf / New Fixed Frame	Frame to be checked / Fixed Top Maintenance	None	None	U
2052	South (8 IC)	A-5	1.00	3.20	1.40	1.10	0.00	Bullet Proof	Fine	New	New Leaf / New Fixed Frame	Frame to be checked / Fixed Top Maintenance	None	None	U
2052	South (8 IC)	A-5	1.00	3.20	1.40	1.10	0.00	Bullet Proof	Fine	New	New Leaf / New Fixed Frame	Frame to be checked / Fixed Top Maintenance	None	None	U

Room Number	Façade	Type	Number of Items	Dimension				Glass Type	Glass Status	Aluminum Status	Aluminum Description	General Description	Burglar Status	Shutter Status	Convert to Bullet Proof
				Height (m)	Width (m)	Sill Height (m)	Depth int. marble (m)								
2052	South (8 IC)	AGD-3	1.00	4.50	1.60	0.00	0.00	Bullet Proof	Broken (1)	New	New Leaf / New Fixed Frame	Frame to be checked / Fixed Top Maintenance	None	None	U
2075	East (1)	A-1a	1.00	2.40	1.20	1.10	0.70	Bullet Proof	Broken (1)	New	New Leaf Frame	Frame to be checked / Fixed Top Maintenance	None	Rehab	U
2075	East (1)	A-1a	1.00	2.40	1.20	1.10	0.70	Bullet Proof	Fine	Rehab	Rehab	Frame to be checked / Fixed Top Maintenance	None	Rehab	U
2075	East (1)	A-1a	1.00	2.40	1.20	1.10	0.70	Bullet Proof	Fine	Rehab	Rehab	Frame to be checked / Fixed Top Maintenance	None	Rehab	U
2073	East (1)	A-1a	1.00	2.40	1.20	1.10	0.70	Bullet Proof	Fine	Rehab	Rehab	Frame to be checked / Fixed Top Maintenance	None	Rehab	U
2073	East (1)	A-1a	1.00	2.40	1.20	1.10	0.70	Bullet Proof	Fine	New	New Leaf Frame	Frame to be checked / Fixed Top Maintenance	None	Rehab	U
2073	East (1)	A-1a	1.00	2.40	1.20	1.10	0.70	Bullet Proof	Broken (1)	New	New Leaf Frame	Top Broken / Frame to be checked / Fixed Top Maintenance	None	Rehab	U
2073	East (1)	A-1a	1.00	2.40	1.20	1.10	0.70	Bullet Proof	Broken (1)	New	New Leaf Frame	Frame to be checked / Fixed Top Maintenance	None	Rehab	U
2073	East (1)	A-1a	1.00	2.40	1.20	1.10	0.70	Bullet Proof	Broken (2)	New	New Leaf Frame	Frame to be checked / Fixed Top Maintenance	None	Rehab	U
2073	East (1A)	A-1a	1.00	2.40	1.20	1.10	0.70	Bullet Proof	Fine	Rehab	Rehab	Frame to be checked / Fixed Top Maintenance	None	Rehab	U
2073	East (1A)	A-1a	1.00	2.40	1.20	1.10	0.70	Bullet Proof	Fine	New	New Leaf Frame	Frame to be checked / Fixed Top Maintenance	None	Rehab	U
2073	East (1A)	A-1a	1.00	2.40	1.20	1.10	0.70	Bullet Proof	Fine	New	New Leaf Frame	Frame to be checked / Fixed Top Maintenance	None	Rehab	U

Room Number	Façade	Type	Number of Items	Dimension				Glass Type	Glass Status	Aluminum Status	Aluminum Description	General Description	Burglar Status	Shutter Status	Convert to Bullet Proof
				Height (m)	Width (m)	Sill Height (m)	Depth int. marble (m)								
2071a	South (8 IC)	A-5	1.00	3.20	1.40	1.10	0.00	Bullet Proof	Fine	New	New Leaf Frame	Frame to be checked / Fixed Top Maintenance	None	None	U
2071a	South (8 IC)	A-5	1.00	3.20	1.40	1.10	0.00	Bullet Proof	Fine	Rehab	Rehab	Frame to be checked / Fixed Top Maintenance	None	None	U
2071a	South (8 IC)	A-5	1.00	3.20	1.40	1.10	0.00	Bullet Proof	Fine	Rehab	Rehab	Frame to be checked / Fixed Top Maintenance	None	None	U
2071a	South (8 IC)	A-5	1.00	3.20	1.40	1.10	0.00	Bullet Proof	Fine	New	New Leaf Frame	Frame to be checked / Fixed Top Maintenance	None	None	U
2071a	South (8 IC)	AGD-3	1.00	4.50	1.60	1.10	0.00	Bullet Proof	Fine	Rehab	Rehab	Frame to be checked / Fixed Top Maintenance	None	None	U

Room Number	Façade	Type	Number of Items	Dimension				Glass Type	Glass Status	Aluminum Status	Aluminum Description	General Description	Burglar Status	Shutter Status	Convert to Bullet Proof
				Height (m)	Width (m)	Sill Height (m)	Depth int. marble (m)								
First Floor															
1013	West (3B)	A-1a	1.00	2.40	1.20	1.10	0.70	Bullet Proof	Fine	Rehab	Rehab	Frame to be checked / Fixed Top Maintenance	None	Rehab	U
1013	West (3B)	A-1a	1.00	2.40	1.20	1.10	0.70	Bullet Proof	Fine	Rehab	Rehab	Frame to be checked / Fixed Top Maintenance	None	Rehab	U
1013	West (3B)	A-1a	1.00	2.40	1.20	1.10	0.70	Bullet Proof	Fine	Rehab	Rehab	Frame to be checked / Fixed Top Maintenance	None	Rehab	U
1014	West (3B)	A-1a	1.00	2.40	1.20	1.10	0.70	Bullet Proof	Fine	Rehab	Rehab	Frame to be checked / Fixed Top Maintenance	None	Rehab	U
1005	North (4)	A-1a	1.00	2.40	1.20	1.10	0.70	Bullet Proof	Fine	Rehab	Rehab	Frame to be checked / Fixed Top Maintenance	None	Rehab	U
1005	North (4)	A-1a	1.00	2.40	1.20	1.10	0.70	Bullet Proof	Fine	Rehab	Rehab	Frame to be checked / Fixed Top Maintenance	None	Rehab	U
1005	North (4)	A-1a	1.00	2.40	1.20	1.10	0.70	Bullet Proof	Fine	Rehab	Rehab	Frame to be checked / Fixed Top Maintenance	None	Rehab	U
1007a	North (4)	A-1a	1.00	2.40	1.20	1.10	0.70	Bullet Proof	Broken (1)	Rehab	Rehab	Frame to be checked / Fixed Top Maintenance	None	Rehab	U
1006	North (4)	A-1a	1.00	2.40	1.20	1.10	0.70	Bullet Proof	Fine	Rehab	Rehab	Frame to be checked / Fixed Top Maintenance	None	Rehab	U
1006	North (4)	A-1a	1.00	2.40	1.20	1.10	0.70	Bullet Proof	Fine	New	New Leaf Frame	Frame to be checked / Fixed Top Maintenance	None	Rehab	U
1010a	North (4)	A-1a	1.00	2.40	1.20	1.10	0.70	Bullet Proof	Fine	Rehab	Rehab	Frame to be checked / Fixed Top Maintenance	None	Rehab	U
1009	North (4)	A-1a	1.00	2.40	1.20	1.10	0.70	Bullet Proof	Fine	New	New Leaf Frame	Frame to be checked / Fixed Top Maintenance	None	Rehab	U

The Rehabilitation of Grand Saray

Aluminum Windows Schedule

Zone A

Room Number	Façade	Type	Number of Items	Dimension				Glass Type	Glass Status	Aluminum Status	Aluminum Description	General Description	Burglar Status	Shutter Status	Convert to Bullet Proof
				Height (m)	Width (m)	Sill Height (m)	Depth int. marble (m)								
1009	North (4)	A-1a	1.00	2.40	1.20	1.10	0.70	Bullet Proof	Fine	New	New Leaf Frame	Frame to be checked / Fixed Top Maintenance	None	Rehab	U
1009	West (3B)	A-1a	1.00	2.40	1.20	1.10	0.70	Bullet Proof	Fine	New	New Leaf Frame	Frame to be checked / Fixed Top Maintenance	None	Rehab	U
1009	West (3B)	A-1a	1.00	2.40	1.20	1.10	0.70	Bullet Proof	Fine	Rehab	Rehab	Frame to be checked / Fixed Top Maintenance	None	Rehab	U
1009	West (3B)	A-1a	1.00	2.40	1.20	1.10	0.70	Bullet Proof	Fine	Rehab	Rehab	Frame to be checked / Fixed Top Maintenance	None	Rehab	U
1003	North (4)	A-1a	1.00	2.40	1.20	1.10	0.70	Bullet Proof	Fine	Rehab	Rehab	Frame to be checked / Fixed Top Maintenance	None	Rehab	U
1003	North (4)	A-1a	1.00	2.40	1.20	1.10	0.70	Bullet Proof	Fine	Rehab	Rehab	Frame to be checked / Fixed Top Maintenance	None	Rehab	U
1003	North (4)	AGD-1	1.00	3.50	1.20	0.00	0.00	Bullet Proof	Broken (1) top and leaf	New	New Leaf Frame / New Fixed Frame	Frame to be checked / Fixed Top Maintenance	None	Rehab	U
1003	North (4)	AGD-1	1.00	3.50	1.20	0.00	0.00	Bullet Proof	Broken (2)	New	New Leaf Frame / New Fixed Frame	Frame to be checked / Fixed Top Maintenance	None	Rehab	U
1030	North (4)	A-1a	1.00	2.40	1.20	1.10	0.70	Bullet Proof	Fine	New	New Leaf Frame / New Fixed Frame	Frame to be checked / Fixed Top Maintenance	None	Rehab	U
1030	North (4)	A-1a	1.00	2.40	1.20	1.10	0.70	Bullet Proof	Fine	New	New Leaf Frame / New Fixed Frame	Frame to be checked / Fixed Top Maintenance	None	Rehab	U
1030	North (4)	A-1a	1.00	2.40	1.20	1.10	0.70	Bullet Proof	Fine	New	New Leaf Frame / New Fixed Frame	Frame to be checked / Fixed Top Maintenance	None	Rehab	U
1029	North (4)	A-1a	1.00	2.40	1.20	1.10	0.70	Bullet Proof	Fine	New	New Leaf Frame / New Fixed Frame	Frame to be checked / Fixed Top Maintenance	None	Rehab	U

Room Number	Façade	Type	Number of Items	Dimension				Glass Type	Glass Status	Aluminum Status	Aluminum Description	General Description	Burglar Status	Shutter Status	Convert to Bullet Proof
				Height (m)	Width (m)	Sill Height (m)	Depth int. marble (m)								
1029	North (4)	A-1a	1.00	2.40	1.20	1.10	0.70	Bullet Proof	Broken (1)	New	New Leaf Frame / New Fixed Frame	Frame to be checked / Fixed Top Maintenance	None	Rehab	U
1029	North (4)	A-1a	1.00	2.40	1.20	1.10	0.70	Bullet Proof	Fine	New	New Leaf Frame / New Fixed Frame	Frame to be checked / Fixed Top Maintenance	None	Rehab	U
1026	North (4)	A-1a	1.00	2.40	1.20	1.10	0.70	Bullet Proof	Fine	Rehab	Rehab	Frame to be checked / Fixed Top Maintenance	None	Rehab	U
1026	North (4)	A-1a	1.00	2.40	1.20	1.10	0.70	Bullet Proof	Fine	Rehab	Rehab	Frame to be checked / Fixed Top Maintenance	None	Rehab	U
1026	North (4)	A-1a	1.00	2.40	1.20	1.10	0.70	Bullet Proof	Broken (1)	New	New Leaf Frame	Frame to be checked / Fixed Top Maintenance	None	Rehab	U
1026	East (1B)	A-1a	1.00	2.40	1.20	1.10	0.70	Bullet Proof	Fine	New	New Leaf Frame	Frame to be checked / Fixed Top Maintenance	None	Rehab	U
1026	East (1B)	A-1a	1.00	2.40	1.20	1.10	0.70	Bullet Proof	Fine	New	New Leaf Frame	Frame to be checked / Fixed Top Maintenance	None	Rehab	U
1026	East (1B)	A-1a	1.00	2.40	1.20	1.10	0.70	Bullet Proof	Broken (2)	New	New Leaf Frame	Frame to be checked / Fixed Top Maintenance	None	Rehab	U
1026	East (1B)	A-1a	1.00	2.40	1.20	1.10	0.70	Bullet Proof	Fine	New	New Leaf Frame	Frame to be checked / Fixed Top Maintenance	None	Rehab	U
1026	East (1B)	A-1a	1.00	2.40	1.20	1.10	0.70	Bullet Proof	Fine	New	New Leaf Frame	Frame to be checked / Fixed Top Maintenance	None	Rehab	U

Room Number	Façade	Type	Number of Items	Dimension				Glass Type	Glass Status	Aluminum Status	Aluminum Description	General Description	Burglar Status	Shutter Status	Convert to Bullet Proof
				Height (m)	Width (m)	Sill Height (m)	Depth int. marble (m)								
1027	East (1B)	A-1a	1.00	2.40	1.20	1.10	0.70	Double Glass	Broken (all)	New	New Leaf Frame / New Fixed Frame	(Might turn into Bullet proof)	None	Rehab	No
1027	East (1B)	A-1a	1.00	2.40	1.20	1.10	0.70	Double Glass	Broken (all)	New	New Leaf Frame / New Fixed Frame	(Might turn into Bullet proof)	None	Rehab	No
1002	Void Hall	A-9	1.00	3.50	3.75	0.00	0.00	Tempered Glass	Broken (2) Leaf Missing 1.6 x 2.7	None	None	None	None	None	No

Room Number	Façade	Type	Number of Items	Dimension				Glass Type	Glass Status	Aluminum Status	Aluminum Description	General Description	Burglar Status	Shutter Status	Convert to Bullet Proof
				Height (m)	Width (m)	Sill Height (m)	Depth int. marble (m)								
Ground Floor															
0027	South (8 IC)	A-10	1.00	7.90	3.65	0.00	0.00	Bullet Proof	Fine	Rehab	Single door leaf Rehab	Frame to be checked / Fixed panels Maintenance	Wood Rehab	None	U
0027	South (8 IC)	A-10	1.00	7.90	3.65	0.00	0.00	Bullet Proof	Fine	New	Double door Frame to change	Frame to be checked / Fixed panels Maintenance	Wood Rehab	None	U
0027	South (8 IC)	A-10	1.00	7.90	3.65	0.00	0.00	Bullet Proof	Fine	Rehab	All Fixed Panels	Frame to be checked / Fixed panels Maintenance	Wood Rehab	None	U
0027	South (8 IC)	A-10	1.00	7.90	3.65	0.00	0.00	Bullet Proof	Fine	New	Double door Frame to change	Frame to be checked / Fixed panels Maintenance	Wood Rehab	None	U
0027	East (1)	A-7a	1.00	2.30	1.10	1.20	0.70	Bullet Proof	Fine	Rehab	Rehab	Closed Windos / Frame to be checked / Fixed Top Maintenance	Steel Rehab	None	U
0027	East (1)	A-7a	1.00	2.30	1.10	1.20	0.70	Bullet Proof	Fine	New	New Leaf Frame	Frame to be checked / Fixed Top Maintenance	Steel Rehab	None	U
0027	East (1)	A-7a	1.00	2.30	1.10	1.20	0.70	Bullet Proof	Fine	New	New Leaf Frame	Frame to be checked / Fixed Top Maintenance	Steel Rehab	None	U
0027	East (1)	A-7a	1.00	2.30	1.10	1.20	0.70	Bullet Proof	Fine	New	New Leaf Frame	Frame to be checked / Fixed Top Maintenance	Steel Rehab	None	U
0027	East (1)	A-7a	1.00	2.30	1.10	1.20	0.70	Bullet Proof	Fine	New	New Leaf Frame	Frame to be checked / Fixed Top Maintenance	Steel Rehab	None	U

Room Number	Façade	Type	Number of Items	Dimension				Glass Type	Glass Status	Aluminum Status	Aluminum Description	General Description	Burglar Status	Shutter Status	Convert to Bullet Proof
				Height (m)	Width (m)	Sill Height (m)	Depth int. marble (m)								
0027	East (1)	A-7a	1.00	2.30	1.10	1.20	0.70	Bullet Proof	Fine	New	New Leaf Frame	Frame to be checked / Fixed Top Maintenance	Steel Rehab	None	U
0027	East (1)	A-7a	1.00	2.30	1.10	1.20	0.70	Bullet Proof	Broken (1)	New	New Leaf Frame	Frame to be checked / Fixed Top Maintenance	Steel Rehab	None	U
0027	East (1)	A-7a	1.00	2.30	1.10	1.20	0.70	Bullet Proof	Fine	New	New Leaf Frame	Closed Windos / Frame to be checked / Fixed Top Maintenance	Steel Rehab	None	U
0027	East (1)	A-1a	1.00	2.40	1.20	1.10	0.70	Bullet Proof	Fine	Rehab	Rehab	Closed Windos / Frame to be checked / Fixed Top Maintenance	None	Rehab	U
0027	North (4)	A-1a	1.00	2.40	1.20	1.10	0.70	Bullet Proof	Fine	Rehab	Rehab	Closed Windos / Frame to be checked / Fixed Top Maintenance	None	Rehab	U
0027	North (4)	A-1a	1.00	2.40	1.20	1.10	0.70	Bullet Proof	Fine	Rehab	Rehab	Closed Windos / Frame to be checked / Fixed Top Maintenance	None	Rehab	U
0027	North (4)	A-1a	1.00	2.40	1.20	1.10	0.70	Bullet Proof	Fine	Rehab	Rehab	Closed Windos / Frame to be checked / Fixed Top Maintenance	None	Rehab	U
0027	East (1)	A-1a	1.00	2.40	1.20	1.10	0.70	Bullet Proof / Colored Glass	Broken (1) / Broken Full Colored	Rehab	Rehab	Frame to be checked / Fixed Top Maintenance	None	Rehab	U

Room Number	Façade	Type	Number of Items	Dimension				Glass Type	Glass Status	Aluminum Status	Aluminum Description	General Description	Burglar Status	Shutter Status	Convert to Bullet Proof
				Height (m)	Width (m)	Sill Height (m)	Depth int. marble (m)								
0027	East (1)	A-1a	1.00	2.40	1.20	1.10	0.70	Bullet Proof / Colored Glass	Fine	Rehab	Rehab	Frame to be checked / Fixed Top Maintenance	None	Rehab	U
0027	East (1)	A-1a	1.00	2.40	1.20	1.10	0.70	Bullet Proof / Colored Glass	Fine	Rehab	Rehab	Frame to be checked / Fixed Top Maintenance	None	Rehab	U
0027	East (1)	A-1a	1.00	2.40	1.20	1.10	0.70	Bullet Proof / Colored Glass	Fine	Rehab	Rehab	Frame to be checked / Fixed Top Maintenance	None	Rehab	U
0027	East (1)	A-1a	1.00	2.40	1.20	1.10	0.70	Bullet Proof / Colored Glass	Broken (1) / Broken Full Colored Glass	Rehab	Rehab	Frame to be checked / Fixed Top Maintenance	None	Rehab	U
0027	East (1)	A-1a	1.00	2.40	1.20	1.10	0.70	Bullet Proof / Colored Glass	Fine	Rehab	Rehab	Frame to be checked / Fixed Top Maintenance	None	Rehab	U
0027	East (1)	A-1a	1.00	2.40	1.20	1.10	0.70	Bullet Proof	Fine	Rehab	Rehab	Closed Windos / Frame to be checked / Fixed Top Maintenance	None	Rehab	U
0027	North (4)	A-1a	1.00	2.40	1.20	1.10	0.70	Bullet Proof	Fine	Rehab	Rehab	Closed Windos / Frame to be checked / Fixed Top Maintenance	None	Rehab	U
0027	North (4)	A-1a	1.00	2.40	1.20	1.10	0.70	Bullet Proof	Fine	Rehab	Rehab	Closed Windos / Frame to be checked / Fixed Top Maintenance	None	Rehab	U

Room Number	Façade	Type	Number of Items	Dimension				Glass Type	Glass Status	Aluminum Status	Aluminum Description	General Description	Burglar Status	Shutter Status	Convert to Bullet Proof
				Height (m)	Width (m)	Sill Height (m)	Depth int. marble (m)								
0027	North (4)	A-1a	1.00	2.40	1.20	1.10	0.70	Bullet Proof	Fine	Rehab	Rehab	Closed Windos / Frame to be checked / Fixed Top Maintenance	None	Rehab	U
0027	North (4)	A-1a	1.00	2.40	1.20	1.10	0.70	Bullet Proof	Fine	Rehab	Rehab	Closed Windos / Frame to be checked / Fixed Top Maintenance	None	Rehab	U
0027	North (4)	A-1a	1.00	2.40	1.20	1.10	0.70	Bullet Proof	Fine	Rehab	Rehab	Closed Windos / Frame to be checked / Fixed Top Maintenance	None	Rehab	U
0027	North (4)	A-1a	1.00	2.40	1.20	1.10	0.70	Bullet Proof	Fine	Rehab	Rehab	Closed Windos / Frame to be checked / Fixed Top Maintenance	None	Rehab	U
0028	East (1B)	A-7b	1.00	2.30	1.30	1.20	0.60	Double Glass	Broken (all)	New	New Leaf Frame / New Fixed Frame	(Might turn into Bullet proof)	Steel Rehab	None	No
0030	East (1B)	A-7b	1.00	2.30	1.30	1.20	0.60	Double Glass	Broken (all)	New	New Leaf Frame / New Fixed Frame	(Might turn into Bullet proof)	Steel Rehab	None	No
0030	East (1B)	A-7b	1.00	2.30	1.30	1.20	0.60	Double Glass	Broken (all)	New	New Leaf Frame / New Fixed Frame	(Might turn into Bullet proof)	Steel Rehab	None	No
0034	East (1B)	A-7a	1.00	2.30	1.10	1.20	0.60	Bullet Proof	Fine	New	New Leaf Frame	Frame to be checked / Fixed Top Maintenance	Steel Rehab	None	U

Room Number	Façade	Type	Number of Items	Dimension				Glass Type	Glass Status	Aluminum Status	Aluminum Description	General Description	Burglar Status	Shutter Status	Convert to Bullet Proof
				Height (m)	Width (m)	Sill Height (m)	Depth int. marble (m)								
0034	East (1B)	A-7a	1.00	2.30	1.10	1.20	0.60	Bullet Proof	Fine	New	New Leaf Frame	Frame to be checked / Fixed Top Maintenance	Steel Rehab	None	U
0034	East (1B)	A-7a	1.00	2.30	1.10	1.20	0.60	Bullet Proof	Broken (1)	New	New Leaf Frame	Frame to be checked / Fixed Top Maintenance	Steel Rehab	None	U
0035	East (1B)	A-7a	1.00	2.30	1.10	1.20	0.60	Bullet Proof	Broken (1)	New	New Leaf Frame	Frame to be checked / Fixed Top Maintenance	Steel Rehab	None	U
0035	East (1B)	A-7a	1.00	2.30	1.10	1.20	0.60	Bullet Proof	Broken (1)	New	New Leaf Frame	Frame to be checked / Fixed Top Maintenance	Steel Rehab	None	U
0035	East (1B)	A-7a	1.00	2.30	1.10	1.20	0.60	Bullet Proof	Fine	Rehab	Rehab	Frame to be checked / Fixed Top Maintenance	Steel Rehab	None	U
0035	North (4)	A-7a	1.00	2.30	1.10	1.20	0.60	Bullet Proof	Fine	Rehab	Rehab	Frame to be checked / Fixed Top Maintenance	Steel Rehab	None	U
0035	North (4)	A-7a	1.00	2.30	1.10	1.20	0.60	Bullet Proof	Fine	Rehab	Rehab	Frame to be checked / Fixed Top Maintenance	Steel Rehab	None	U
0035	North (4)	A-7a	1.00	2.30	1.10	1.20	0.60	Bullet Proof	Fine	Rehab	Rehab	Frame to be checked / Fixed Top Maintenance	Steel Rehab	None	U
0035	North (4)	A-7a	1.00	2.30	1.10	1.20	0.60	Bullet Proof	Fine	Rehab	Rehab	Frame to be checked / Fixed Top Maintenance	Steel Rehab	None	U

Room Number	Façade	Type	Number of Items	Dimension				Glass Type	Glass Status	Aluminum Status	Aluminum Description	General Description	Burglar Status	Shutter Status	Convert to Bullet Proof
				Height (m)	Width (m)	Sill Height (m)	Depth int. marble (m)								
0039	North (4)	A-7a	1.00	2.30	1.10	1.20	0.60	Bullet Proof	Fine	Rehab	Rehab	Frame to be checked / Fixed Top Maintenance	Steel Rehab	None	U
0039	North (4)	A-7a	1.00	2.30	1.10	1.20	0.60	Bullet Proof	Fine	Rehab	Rehab	Frame to be checked / Fixed Top Maintenance	Steel Rehab	None	U
0039a	North (4)	A-7a	1.00	2.30	1.10	1.20	0.60	Bullet Proof	Fine	Rehab	Rehab	Frame to be checked / Fixed Top Maintenance	Steel Rehab	None	U
0038a	North (4)	A-7a	1.00	2.30	1.10	1.20	0.60	Bullet Proof	Fine	New	New Leaf Frame	Frame to be checked / Fixed Top Maintenance	Steel Rehab	None	U
0038a	North (4)	A-7a	1.00	2.30	1.10	1.20	0.60	Bullet Proof	Fine	New	New Leaf Frame	Frame to be checked / Fixed Top Maintenance	Steel Rehab	None	U
0038b	North (4)	A-7a	1.00	2.30	1.10	1.20	0.60	Bullet Proof	Fine	Rehab	Rehab	Frame to be checked / Fixed Top Maintenance	Steel Rehab	None	U
0038b	North (4)	A-7a	1.00	2.30	1.10	1.20	0.60	Bullet Proof	Fine	Rehab	Rehab	Frame to be checked / Fixed Top Maintenance	Steel Rehab	None	U
0040	North (4)	A-7a	1.00	2.30	1.10	1.20	0.60	Double Glass	Broken (all)	New	New Leaf Frame	(Might turn into Bullet proof)	Steel Rehab	None	No
0040	North (4)	A-7a	1.00	2.30	1.10	1.20	0.60	Double Glass	Broken (all)	New	New Leaf Frame	(Might turn into Bullet proof)	Steel Rehab	None	No

Room Number	Façade	Type	Number of Items	Dimension				Glass Type	Glass Status	Aluminum Status	Aluminum Description	General Description	Burglar Status	Shutter Status	Convert to Bullet Proof
				Height (m)	Width (m)	Sill Height (m)	Depth int. marble (m)								
0001	North (4)	A-7a	1.00	2.30	1.10	1.20	0.60	Bullet Proof	Fine	New	New Leaf Frame	Frame to be checked / Fixed Top Maintenance	Steel Rehab	None	U
0001	North (4)	A-7a	1.00	2.30	1.10	1.20	0.60	Bullet Proof	Fine	Rehab	Rehab	Frame to be checked / Fixed Top Maintenance	Steel Rehab	None	U
0002	North (4)	A-7a	1.00	2.30	1.10	1.20	0.60	Double Glass	Broken (all)	New	New Leaf Frame	(Might turn into Bullet proof)	Steel Rehab	None	No
0002	North (4)	A-7a	1.00	2.30	1.10	1.20	0.60	Double Glass	Broken (all)	New	New Leaf Frame	(Might turn into Bullet proof)	Steel Rehab	None	No
0006	North (4)	A-7a	1.00	2.30	1.10	1.20	0.60	Bullet Proof	Fine	Rehab	Rehab	Frame to be checked / Fixed Top Maintenance	Steel Rehab	None	U
0006	North (4)	A-7a	1.00	2.30	1.10	1.20	0.60	Bullet Proof	Fine	New	New Leaf Frame	Frame to be checked / Fixed Top Maintenance	Steel Rehab	None	U
0006	North (4)	A-7a	1.00	2.30	1.10	1.20	0.60	Bullet Proof	Fine	Rehab	Rehab	Frame to be checked / Fixed Top Maintenance	Steel Rehab	None	U
0006	North (4)	A-7a	1.00	2.30	1.10	1.20	0.60	Bullet Proof	Fine	Rehab	Rehab	Frame to be checked / Fixed Top Maintenance	Steel Rehab	None	U
0007	North (4)	A-7a	1.00	2.30	1.10	1.20	0.60	Bullet Proof	Fine	Rehab	Rehab	Frame to be checked / Fixed Top Maintenance	Steel Rehab	None	U

The Rehabilitation of Grand Saray

Aluminum Windows Schedule
Zone A

Room Number	Façade	Type	Number of Items	Dimension				Glass Type	Glass Status	Aluminum Status	Aluminum Description	General Description	Burglar Status	Shutter Status	Convert to Bullet Proof
				Height (m)	Width (m)	Sill Height (m)	Depth int. marble (m)								
0007a	North (4)	A-7a	1.00	2.30	1.10	1.20	0.60	Bullet Proof	Fine	Rehab	Rehab	Frame to be checked / Fixed Top Maintenance	Steel Rehab	None	U
0010	North (4)	A-7a	1.00	2.30	1.10	1.20	0.60	Bullet Proof	Fine	Rehab	Rehab	Frame to be checked / Fixed Top Maintenance	Steel Rehab	None	U
0010	North (4)	A-7a	1.00	2.30	1.10	1.20	0.60	Bullet Proof	Fine	Rehab	Rehab	Frame to be checked / Fixed Top Maintenance	Steel Rehab	None	U
0010	North (4)	A-7a	1.00	2.30	1.10	1.20	0.60	Bullet Proof	Fine	New	New Leaf Frame	Frame to be checked / Fixed Top Maintenance	Steel Rehab	None	U
0010	North (4)	A-7a	1.00	2.30	1.10	1.20	0.60	Bullet Proof	Fine	New	New Leaf Frame	Frame to be checked / Fixed Top Maintenance	Steel Rehab	None	U
0010	North (4)	A-7a	1.00	2.30	1.10	1.20	0.60	Bullet Proof	Broken (1)	New	New Leaf Frame	Frame to be checked / Fixed Top Maintenance	Steel Rehab	None	U
0010	West (3B)	A-7a	1.00	2.30	1.10	1.20	0.60	Bullet Proof	Fine	New	New Leaf Frame	Frame to be checked / Fixed Top Maintenance	Steel Rehab	None	U
0010	West (3B)	A-7a	1.00	2.30	1.10	1.20	0.60	Bullet Proof	Fine	New	New Leaf Frame	Frame to be checked / Fixed Top Maintenance	Steel Rehab	None	U
0010	West (3B)	A-7a	1.00	2.30	1.10	1.20	0.60	Bullet Proof	Fine	New	New Leaf Frame	Frame to be checked / Fixed Top Maintenance	Steel Rehab	None	U

Room Number	Façade	Type	Number of Items	Dimension				Glass Type	Glass Status	Aluminum Status	Aluminum Description	General Description	Burglar Status	Shutter Status	Convert to Bullet Proof
				Height (m)	Width (m)	Sill Height (m)	Depth int. marble (m)								
0010	West (3B)	A-7a	1.00	2.30	1.10	1.20	0.60	Bullet Proof	Fine	Rehab	Rehab	Frame to be checked / Fixed Top Maintenance	Steel Rehab	None	U
0019	South (8 IC)	A-10	1.00	7.90	3.65	0.00	0.00	Bullet Proof	Fine	Rehab	Double door leaf Rehab	Frame to be checked / Fixed panels Maintenance	Wood Rehab	None	U
0019	South (8 IC)	A-10	1.00	7.90	3.65	0.00	0.00	Bullet Proof	Broken (1)	Rehab	Fixed Panels Rehab	Frame to be checked / Fixed panels Maintenance	Wood Rehab	None	U
0019	South (8 IC)	A-10	1.00	7.90	3.65	0.00	0.00	Bullet Proof	Fine	Rehab	Double door leaf Rehab	Frame to be checked / Fixed panels Maintenance	Wood Rehab	None	U
0019	South (8 IC)	A-10	1.00	7.90	3.65	0.00	0.00	Bullet Proof	Fine	Rehab	Fixed Panels Rehab	Frame to be checked / Fixed panels Maintenance	Wood Rehab	None	U
0019	West (3)	A-7a	1.00	2.30	1.10	1.20	0.60	Bullet Proof	Fine	Rehab	Rehab	Closed Window / Frame to be checked / Fixed Top Maintenance	Steel Rehab	None	U
0019	West (3)	A-7a	1.00	2.30	1.10	1.20	0.60	Bullet Proof	Fine	Rehab	Rehab	Frame to be checked / Fixed Top Maintenance	Steel Rehab	None	U
0019	West (3)	A-7a	1.00	2.30	1.10	1.20	0.60	Bullet Proof	Fine	Rehab	Rehab	Frame to be checked / Fixed Top Maintenance	Steel Rehab	None	U
0019	West (3)	A-7a	1.00	2.30	1.10	1.20	0.60	Bullet Proof	Fine	Rehab	Rehab	Frame to be checked / Fixed Top Maintenance	Steel Rehab	None	U

Room Number	Façade	Type	Number of Items	Dimension				Glass Type	Glass Status	Aluminum Status	Aluminum Description	General Description	Burglar Status	Shutter Status	Convert to Bullet Proof
				Height (m)	Width (m)	Sill Height (m)	Depth int. marble (m)								
0019	West (3)	A-7a	1.00	2.30	1.10	1.20	0.60	Bullet Proof	Fine	Rehab	Rehab	Frame to be checked / Fixed Top Maintenance	Steel Rehab	None	U
0019	West (3)	A-7a	1.00	2.30	1.10	1.20	0.60	Bullet Proof	Fine	Rehab	Rehab	Frame to be checked / Fixed Top Maintenance	Steel Rehab	None	U
0019	West (3)	A-7a	1.00	2.30	1.10	1.20	0.60	Bullet Proof	Fine	Rehab	Rehab	Frame to be checked / Fixed Top Maintenance	Steel Rehab	None	U
0019	West (3)	A-7a	1.00	2.30	1.10	1.20	0.60	Bullet Proof	Fine	Rehab	Rehab	Closed Window / Frame to be checked / Fixed Top Maintenance	Steel Rehab	None	U
0019	North (4)	A-1a	1.00	2.40	1.20	1.10	0.70	Bullet Proof	Fine	Rehab	Rehab	Closed Window / Frame to be checked / Fixed Top Maintenance	Steel Rehab	None	U
0019	North (4)	A-1a	1.00	2.40	1.20	1.10	0.70	Bullet Proof	Fine	Rehab	Rehab	Closed Window / Frame to be checked / Fixed Top Maintenance	Steel Rehab	None	U
0019	North (4)	A-1a	1.00	2.40	1.20	1.10	0.70	Bullet Proof	Fine	Rehab	Rehab	Closed Window / Frame to be checked / Fixed Top Maintenance	Steel Rehab	None	U

Room Number	Façade	Type	Number of Items	Dimension				Glass Type	Glass Status	Aluminum Status	Aluminum Description	General Description	Burglar Status	Shutter Status	Convert to Bullet Proof
				Height (m)	Width (m)	Sill Height (m)	Depth int. marble (m)								
0019	North (4)	A-1a	1.00	2.40	1.20	1.10	0.70	Bullet Proof	Fine	Rehab	Rehab	Closed Window / Frame to be checked / Fixed Top Maintenance	Steel Rehab	None	U
0019	West (3)	A-1a	1.00	2.40	1.20	1.10	0.70	Bullet Proof / Colored Glass	Fine	Rehab	Rehab	Frame to be checked / Fixed Top Maintenance	None	Rehab	U
0019	West (3)	A-1a	1.00	2.40	1.20	1.10	0.70	Bullet Proof / Colored Glass	Fine	Rehab	Rehab	Frame to be checked / Fixed Top Maintenance	None	Rehab	U
0019	West (3)	A-1a	1.00	2.40	1.20	1.10	0.70	Bullet Proof / Colored Glass	Fine	Rehab	Rehab	Frame to be checked / Fixed Top Maintenance	None	Rehab	U
0019	West (3)	A-1a	1.00	2.40	1.20	1.10	0.70	Bullet Proof / Colored Glass	Fine	Rehab	Rehab	Frame to be checked / Fixed Top Maintenance	None	Rehab	U
0019	West (3)	A-1a	1.00	2.40	1.20	1.10	0.70	Bullet Proof	Fine	Rehab	Rehab	Closed Window / Frame to be checked / Fixed Top Maintenance	Steel Rehab	None	U
0019	West (3)	A-1a	1.00	2.40	1.20	1.10	0.70	Bullet Proof	Fine	Rehab	Rehab	Closed Window / Frame to be checked / Fixed Top Maintenance	Steel Rehab	None	U
0019	West (3)	A-1a	1.00	2.40	1.20	1.10	0.70	Bullet Proof	Fine	Rehab	Rehab	Closed Window / Frame to be checked / Fixed Top Maintenance	Steel Rehab	None	U

Room Number	Façade	Type	Number of Items	Dimension				Glass Type	Glass Status	Aluminum Status	Aluminum Description	General Description	Burglar Status	Shutter Status	Convert to Bullet Proof
				Height (m)	Width (m)	Sill Height (m)	Depth int. marble (m)								
0019	West (3)	A-1a	1.00	2.40	1.20	1.10	0.70	Bullet Proof	Fine	Rehab	Rehab	Closed Window / Frame to be checked / Fixed Top Maintenance	Steel Rehab	None	U
0020	West (3B)	A-7a	1.00	2.30	1.10	1.20	0.60	Double Glass	Broken (all)	New	New Leaf Frame	(Might turn into Bullet proof)	Steel Rehab	None	No
0022	West (3B)	A-7a	1.00	2.30	1.10	1.20	0.60	Double Glass	Broken (all)	New	New Leaf Frame	(Might turn into Bullet proof)	Steel Rehab	None	No
0022	West (3B)	A-7a	1.00	2.30	1.10	1.20	0.60	Double Glass	Broken (all)	New	New Leaf Frame	(Might turn into Bullet proof)	Steel Rehab	None	No
0022	West (3B)	A-7a	1.00	2.30	1.10	1.20	0.60	Double Glass	Broken (all)	New	New Leaf Frame	(Might turn into Bullet proof)	Steel Rehab	None	No
0022	West (3B)	A-7a	1.00	2.30	1.10	1.20	0.60	Double Glass	Broken (all)	New	New Leaf Frame	(Might turn into Bullet proof)	Steel Rehab	None	No

Room Number	Façade	Type	Number of Items	Dimension				Glass Type	Glass Status	Aluminum Status	Aluminum Description	General Description	Burglar Status	Shutter Status	Convert to Bullet Proof
				Height (m)	Width (m)	Sill Height (m)	Depth int. marble (m)								
Basement Floor															
B006	East (1)	A-11	1.00	2.15	1.15	1.00	0.35	Double Glass	Broken (2)	New	New Leaf Frame	Fixed Top Maintenance	Steel Rehab	None	No
B006	East (1)	A-11	1.00	2.15	1.15	1.00	0.35	Double Glass	Broken (2)	New	New Leaf Frame	Fixed Top Maintenance	Steel Rehab	None	No
B006	East (1)	A-11	1.00	2.15	1.15	1.00	0.35	Double Glass	Broken (2)	New	New Leaf Frame	Fixed Top Maintenance	Steel Rehab	None	No
B003	East (1)	A-11	1.00	2.15	1.15	1.00	0.35	Double Glass	Broken (2)	New	New Leaf Frame	Fixed Top Maintenance	Steel Rehab	None	No
B003	East (1)	A-11	1.00	2.15	1.15	1.00	0.35	Double Glass	Broken (2)	New	New Leaf Frame	Fixed Top Maintenance	Steel Rehab	None	No

The Rehabilitation of Grand Saray

Aluminum Windows Schedule
Zone B East

Room Number	Façade	Type	Number of Items	Dimension				Glass Type	Glass Status	Aluminum Status	Aluminum Description	General Description	Burglar Status	Shutter Status	Convert to Bullet Proof
				Height (m)	Width (m)	Sill Height (m)	Depth int. marble (m)								
Second Floor															
2093	West (IC 5)	A-4	1.00	3.20	1.35	1.20	0.00	Double Glass	Fine	New	New Leaf Frame	Fixed Parts needs Maintenance	None	None	No
2093	West (IC 5)	A-4	1.00	3.20	1.35	1.20	0.00	Double Glass	Fine	New	New Leaf Frame	Fixed Parts needs Maintenance	None	None	No
2091	East (1)	A-1a	1.00	2.40	1.20	1.10	0.70	Double Glass	Fine	New	New Leaf Frame	Fixed Parts needs Maintenance	None	None	No
2091	East (1)	A-1a	1.00	2.40	1.20	1.10	0.70	Double Glass	Fine	New	New Leaf Frame	Fixed Parts needs Maintenance	None	None	No
2088	East (1)	A-1a	1.00	2.40	1.20	1.10	0.70	Bullet Proof	Broken (1)	New	New Leaf Frame	Frame to be checked / Fixed Top Maintenance	None	Rehab	U
2088	East (1)	A-1a	1.00	2.40	1.20	1.10	0.70	Bullet Proof	Fine	New	New Leaf Frame	Frame to be checked / Fixed Top Maintenance	None	Rehab	U
2088	East (1)	AGD-1	1.00	3.50	1.20	0.00	0.00	Bullet Proof	Broken (1)	New	New Leaf Frame	Frame to be checked / Fixed Top Maintenance	None	Rehab	U
2088	East (1)	AGD-1	1.00	3.50	1.20	0.00	0.00	Bullet Proof	Broken (1)	New	New Leaf Frame	Frame to be checked / Fixed Top Maintenance	None	Rehab	U
2088	West (IC 5)	A-5	1.00	3.20	1.40	1.10	0.00	Bullet Proof	Fine	Rehab	Rehab	Frame to be checked	None	None	U
2088	West (IC 5)	A-5	1.00	3.20	1.40	1.10	0.00	Bullet Proof	Fine	Rehab	Rehab	Frame to be checked	None	None	U
2088	West (IC 5)	AGD-4	1.00	4.50	1.40	0.00	0.00	Bullet Proof	Fine	Rehab	Rehab	Frame to be checked	None	None	U
2086	East (1)	A-1a	1.00	2.40	1.20	1.10	0.70	Double Glass	Broken (All)	New	New Leaf Frame / New Fixed Frame	N	None	Rehab	No

The Rehabilitation of Grand Saray

Aluminum Windows Schedule
Zone B East

Room Number	Façade	Type	Number of Items	Dimension				Glass Type	Glass Status	Aluminum Status	Aluminum Description	General Description	Burglar Status	Shutter Status	Convert to Bullet Proof
				Height (m)	Width (m)	Sill Height (m)	Depth int. marble (m)								
2086	East (1)	A-1a	1.00	2.40	1.20	1.10	0.70	Double Glass	Broken (All)	New	New Leaf Frame / New Fixed Frame	N	None	Rehab	No
2084	East (1)	A-1a	1.00	2.40	1.20	1.10	0.70	Double Glass	Broken (All)	New	New Leaf Frame / New Fixed Frame	N	None	Rehab	No
2084	East (1)	A-1a	1.00	2.40	1.20	1.10	0.70	Double Glass	Broken (All)	New	New Leaf Frame / New Fixed Frame	N	None	Rehab	No
2084	East (1)	A-1a	1.00	2.40	1.20	1.10	0.70	Double Glass	Broken (All)	New	New Leaf Frame / New Fixed Frame	N	None	Rehab	No
2080	East (1)	A-1a	1.00	2.40	1.20	1.10	0.70	Double Glass	Broken (All)	New	New Leaf Frame / New Fixed Frame	N	None	Rehab	No
2080	East (1)	A-1a	1.00	2.40	1.20	1.10	0.70	Double Glass	Broken (All)	New	New Leaf Frame / New Fixed Frame	N	None	Rehab	No
2080	East (1)	A-1a	1.00	2.40	1.20	1.10	0.70	Double Glass	Broken (All)	New	New Leaf Frame / New Fixed Frame	N	None	Rehab	No
2078 Toilet	West (IC5)	A-5	1.00	3.20	1.40	1.10	0.00	Double Glass	Fine	New	New Leaf Frame / New Fixed Frame	N	None	None	No
2078	West (IC5)	A-5	1.00	3.20	1.40	1.10	0.00	Double Glass	Fine	New	New Leaf Frame / New Fixed Frame	N	None	None	No
2078	West (IC5)	A-5	1.00	3.20	1.40	1.10	0.00	Double Glass	Fine	New	New Leaf Frame / New Fixed Frame	N	None	None	No
2078	West (IC5)	A-5	1.00	3.20	1.40	1.10	0.00	Double Glass	Fine	New	New Leaf Frame / New Fixed Frame	N	None	None	No
Stairs Private Lift	East (1)	A-1a	1.00	2.40	1.20	1.10	0.70	Bullet Proof	Fine	New	New Leaf Frame	Fixed Top Maintenance (Might turn into Bullet proof)	None	Rehab	No

Room Number	Façade	Type	Number of Items	Dimension				Glass Type	Glass Status	Aluminum Status	Aluminum Description	General Description	Burglar Status	Shutter Status	Convert to Bullet Proof
				Height (m)	Width (m)	Sill Height (m)	Depth int. marble (m)								
2081	West (IC5)	A-5	1.00	3.20	1.40	1.10	0.00	Double Glass	Fine	Rehab	Rehab	N	None	None	No
2081	West (IC5)	A-5	1.00	3.20	1.40	1.10	0.00	Double Glass	Fine	Rehab	Rehab	N	None	None	No
2082	West (IC5)	A-5	1.00	3.20	1.40	1.10	0.00	Double Glass	Broken (1) Top	New	New Leaf Frame / New Fixed Frame	N	None	None	No
2082	West (IC5)	A-5	1.00	3.20	1.40	1.10	0.00	Double Glass	Fine	Rehab	Rehab	N	None	None	No

The Rehabilitation of Grand Saray

Aluminum Windows Schedule
Zone B East

Room Number	Façade	Type	Number of Items	Dimension				Glass Type	Glass Status	Aluminum Status	Aluminum Description	General Description	Burglar Status	Shutter Status	Convert to Bullet Proof
				Height (m)	Width (m)	Sill Height (m)	Depth int. marble (m)								
First Floor															
1051	West (IC 5)	A-5	1.00	3.20	1.40	1.10	0.00	Double Glass	Fine	Rehab	Rehab	Fixed Parts needs Maintenance	None	None	No
1051	West (IC 5)	A-5	1.00	3.20	1.40	1.10	0.00	Double Glass	Fine	Rehab	Rehab	Fixed Parts needs Maintenance	None	None	No
1048	East (1)	A-1a	1.00	2.40	1.20	1.20	0.70	Double Glass	Fine	New	New Leaf Frame	Fixed Parts needs Maintenance	None	Rehab	No
1048	East (1)	A-1a	1.00	2.40	1.20	1.20	0.70	Double Glass	Broken (All)	New	New Leaf Frame	Fixed Parts needs Maintenance	None	Rehab	No
1048	East (1)	A-1a	1.00	2.40	1.20	1.20	0.70	Double Glass	Broken (All)	New	New Leaf Frame	Fixed Parts needs Maintenance	None	Rehab	No
1031	East (1)	A-1a	1.00	2.40	1.20	1.20	0.70	Double Glass	Broken (2)	New	New Leaf Frame	Fixed Parts needs Maintenance	None	Rehab	No
1031	East (1)	A-1a	1.00	2.40	1.20	1.20	0.70	Double Glass	Broken (2)	New	New Leaf Frame	Fixed Parts needs Maintenance	None	Rehab	No
1031	East (1)	AGD-1	1.00	3.50	1.20	0.00	0.00	Double Glass	Broken (2)	New	New Leaf Frame	Fixed Parts needs Maintenance	None	Rehab	No
1031	East (1)	AGD-1	1.00	3.50	1.20	0.00	0.00	Double Glass	Broken (2)	New	New Leaf Frame	Fixed Parts needs Maintenance	None	Rehab	No
1031	West (IC 5)	A-5	1.00	3.20	1.40	1.10	0.00	Double Glass	Broken (2)	New	New Leaf Frame	Fixed Parts needs Maintenance	None	None	No
1031	West (IC 5)	A-5	1.00	3.20	1.40	1.10	0.00	Double Glass	Broken (2)	New	New Leaf Frame	Fixed Parts needs Maintenance	None	None	No
1031	West (IC 5)	AGD-4	1.00	4.50	1.40	0.00	0.00	Double Glass	Broken (1)	New	New Leaf Frame	Fixed Parts needs Maintenance	None	None	No

The Rehabilitation of Grand Saray

Aluminum Windows Schedule
Zone B East

Room Number	Façade	Type	Number of Items	Dimension				Glass Type	Glass Status	Aluminum Status	Aluminum Description	General Description	Burglar Status	Shutter Status	Convert to Bullet Proof
				Height (m)	Width (m)	Sill Height (m)	Depth int. marble (m)								
1047	East (1)	A-1a	1.00	2.40	1.20	1.20	0.70	Double Glass	Broken (2)	New	New Leaf Frame	Fixed Parts needs Maintenance	None	Rehab	No
1040	East (1)	A-1a	1.00	2.40	1.20	1.20	0.70	Double Glass	Broken (2)	New	New Leaf Frame	Fixed Parts needs Maintenance	None	Rehab	No
1040	East (1)	A-1a	1.00	2.40	1.20	1.20	0.70	Double Glass	Broken (2)	New	New Leaf Frame	Fixed Parts needs Maintenance	None	Rehab	No
1041	East (1)	A-1a	1.00	2.40	1.20	1.20	0.70	Double Glass	Broken (2)	New	New Leaf Frame	Fixed Parts needs Maintenance	None	Rehab	No
1041	East (1)	A-1a	1.00	2.40	1.20	1.20	0.70	Double Glass	Broken (2)	New	New Leaf Frame	Fixed Parts needs Maintenance	None	Rehab	No
1041	East (1)	A-1a	1.00	2.40	1.20	1.20	0.70	Double Glass	Broken (2)	New	New Leaf Frame	Fixed Parts needs Maintenance	None	Rehab	No
1043	East (1)	A-1a	1.00	2.40	1.20	1.20	0.70	Double Glass	Broken (2)	New	New Leaf Frame	Fixed Parts needs Maintenance	None	Rehab	No
1043	East (1)	A-1a	1.00	2.40	1.20	1.20	0.70	Double Glass	Broken (All)	New	New Leaf Frame	N	None	Rehab	No
1045 ST4	East (1)	A-1a	1.00	2.40	1.20	1.20	0.70	Bullet Proof	Broken (2)	New	New Leaf Frame	Fixed Parts needs Maintenance	None	Rehab	U
1034	West (IC 5)	A-5	1.00	3.20	1.40	1.10	0.00	Double Glass	Fine	New	New Leaf Frame	Fixed Parts needs Maintenance	None	None	No
1034	West (IC 5)	A-5	1.00	3.20	1.40	1.10	0.00	Double Glass	Fine	Rehab	Rehab	N	None	None	No
1036	West (IC 5)	A-5	1.00	3.20	1.40	1.10	0.00	Double Glass	Fine	Rehab	Rehab	N	None	None	No

Room Number	Façade	Type	Number of Items	Dimension				Glass Type	Glass Status	Aluminum Status	Aluminum Description	General Description	Burglar Status	Shutter Status	Convert to Bullet Proof
				Height (m)	Width (m)	Sill Height (m)	Depth int. marble (m)								
1037	West (IC 5)	A-5	1.00	3.20	1.40	1.10	0.00	Double Glass	Fine	New	New Leaf Frame	Fixed Parts needs Maintenance	None	None	No
1037	West (IC 5)	A-5	1.00	3.20	1.40	1.10	0.00	Double Glass	Fine	Rehab	Rehab	N	None	None	No
1037	West (IC 5)	A-5	1.00	3.20	1.40	1.10	0.00	Double Glass	Fine	Rehab	Rehab	N	None	None	No
1039	West (IC 5)	A-5	1.00	3.20	1.40	1.10	0.00	Double Glass	Fine	Rehab	Rehab	N	None	None	No
1039	West (IC 5)	A-5	1.00	3.20	1.40	1.10	0.00	Double Glass	Fine	New	New Leaf Frame	Fixed Parts needs Maintenance	None	None	No

The Rehabilitation of Grand Saray

Aluminum Windows Schedule
Zone B East

Room Number	Façade	Type	Number of Items	Dimension				Glass Type	Glass Status	Aluminum Status	Aluminum Description	General Description	Burglar Status	Shutter Status	Convert to Bullet Proof
				Height (m)	Width (m)	Sill Height (m)	Depth int. marble (m)								
Ground Floor															
0054	East (1)	A-7a	1.00	2.30	1.10	1.20	0.75	Double Glass	Broken (2)	New	New Leaf Frame	Fixed Parts needs Maintenance	Steel Rehab	None	No
0054	East (1)	A-7a	1.00	2.30	1.10	1.20	0.75	Double Glass	Broken (2)	New	New Leaf Frame	Fixed Parts needs Maintenance	Steel Rehab	None	No
0054	East (1)	A-7a	1.00	2.30	1.10	1.20	0.75	Double Glass	Broken (2)	New	New Leaf Frame	Fixed Parts needs Maintenance	Steel Rehab	None	No
0043	East (1)	A-7a	1.00	2.30	1.10	1.20	0.80	Bullet Proof	Fine	New	New Leaf Frame	Frame to be checked / Fixed Top Maintenance	Steel Rehab	None	U
0043	East (1)	A-7a	1.00	2.30	1.10	1.20	0.80	Bullet Proof	Fine	New	New Leaf Frame	Frame to be checked / Fixed Top Maintenance	Steel Rehab	None	U
0043	West (IC 5)	A-5	1.00	3.20	1.40	1.10	0.00	Bullet Proof	Fine	Rehab	Rehab	N	None	None	U
0043	West (IC 5)	A-5	1.00	3.20	1.40	1.10	0.00	Bullet Proof	Fine	Rehab	Rehab	N	None	None	U
0051	East (1)	A-7a	1.00	2.30	1.10	1.20	0.75	Double Glass	Broken (2)	New	New Leaf Frame	Fixed Parts needs Maintenance	Steel Rehab	None	No
0051	East (1)	A-7a	1.00	2.30	1.10	1.20	0.75	Double Glass	Broken (2)	New	New Leaf Frame	Fixed Parts needs Maintenance	Steel Rehab	None	No
0048	East (1)	A-7a	1.00	2.30	1.10	1.20	0.75	Bullet Proof	Fine	New	New Leaf Frame	Frame to be checked / Fixed Top Maintenance	Steel Rehab	None	U
0048	East (1)	A-7a	1.00	2.30	1.10	1.20	0.75	Bullet Proof	Fine	New	New Leaf Frame	Frame to be checked / Fixed Top Maintenance	Steel Rehab	None	U

The Rehabilitation of Grand Saray

Aluminum Windows Schedule
Zone B East

Room Number	Façade	Type	Number of Items	Dimension				Glass Type	Glass Status	Aluminum Status	Aluminum Description	General Description	Burglar Status	Shutter Status	Convert to Bullet Proof
				Height (m)	Width (m)	Sill Height (m)	Depth int. marble (m)								
0048	East (1)	A-7a	1.00	2.30	1.10	1.20	0.75	Bullet Proof	Fine	New	New Leaf Frame	Frame to be checked / Fixed Top Maintenance	Steel Rehab	None	U
0048	East (1)	A-7a	1.00	2.30	1.10	1.20	0.75	Bullet Proof	Fine	New	New Leaf Frame	Frame to be checked / Fixed Top Maintenance	Steel Rehab	None	U
0048	East (1)	A-7a	1.00	2.30	1.10	1.20	0.75	Bullet Proof	Fine	New	New Leaf Frame	Frame to be checked / Fixed Top Maintenance	Steel Rehab	None	U
0048	East (1)	A-7a	1.00	2.30	1.10	1.20	0.75	Bullet Proof	Broken (1)	New	New Leaf Frame	Frame to be checked / Fixed Top Maintenance	Steel Rehab	None	U
0048	West (IC 5)	A-4	1.00	3.20	1.35	1.15	0.50	Bullet Proof	Fine	New	New Leaf Frame	Frame to be checked / Fixed Top Maintenance	None	None	U
0048	West (IC 5)	A-4	1.00	3.20	1.35	1.15	0.50	Bullet Proof	Fine	New	New Leaf Frame	Frame to be checked / Fixed Top Maintenance	None	None	U
0048	West (IC 5)	A-4	1.00	3.20	1.35	1.15	0.50	Bullet Proof	Fine	New	New Leaf Frame	Frame to be checked / Fixed Top Maintenance	None	None	U
0048	West (IC 5)	A-4	1.00	3.20	1.35	1.15	0.50	Bullet Proof	Fine	New	New Leaf Frame	Frame to be checked / Fixed Top Maintenance	None	None	U
0048	West (IC 5)	A-4	1.00	3.20	1.35	1.15	0.50	Bullet Proof	Fine	New	New Leaf Frame	Frame to be checked / Fixed Top Maintenance	None	None	U

Room Number	Façade	Type	Number of Items	Dimension				Glass Type	Glass Status	Aluminum Status	Aluminum Description	General Description	Burglar Status	Shutter Status	Convert to Bullet Proof
				Height (m)	Width (m)	Sill Height (m)	Depth int. marble (m)								
0048	West (IC 5)	A-4	1.00	3.20	1.35	1.15	0.50	Bullet Proof	Broken (2)	New	New Leaf Frame	Frame to be checked / Fixed Top Maintenance	None	None	U
ST4 0049	East (1)	A-7a	1.00	2.30	1.10	1.20	0.75	Bullet Proof	Fine	New	New Leaf Frame	Frame to be checked / Fixed Top Maintenance	Steel Rehab	None	U
0050	West (IC 5)	A-4	1.00	3.20	1.35	1.15	0.00	Double Glass	Broken (Top)	New	New Leaf Frame	Oher parts needs Maitenance	None	None	No
0044	West (IC 5)	A-5	1.00	3.20	1.40	1.15	0.00	Double Glass	Fine	Rehab	Rehab	N	None	None	No

Room Number	Façade	Type	Number of Items	Dimension				Glass Type	Glass Status	Aluminum Status	Aluminum Description	General Description	Burglar Status	Shutter Status	Convert to Bullet Proof
				Height (m)	Width (m)	Sill Height (m)	Depth int. marble (m)								
Basement															
B124	East (1)	A-I-1	1.00	3.20	2.20	0.00	0.00	Tempered	Broken (All)	New	New Leaf Frame / New Fixed Frame	Sliding and Tempered	None	None	No
B124	East (1)	A-I-1	1.00	3.20	2.20	0.00	0.00	Tempered	Broken (All)	New	New Leaf Frame / New Fixed Frame	Sliding and Tempered	None	None	No
B002	East (1)	A-11	1.00	2.15	1.15	1.00	0.35	Double Glass	Broken (2)	New	New Leaf Frame	Fixed Top Maintenance	Steel Rehab	None	No

Room Number	Façade	Type	Number of Items	Dimension				Glass Type	Glass Status	Aluminum Status	Aluminum Description	General Description	Burglar Status	Shutter Status	Convert to Bullet Proof
				Height (m)	Width (m)	Sill Height (m)	Depth int. marble (m)								
Second Floor															
2174	East (7 IC)	A-4	1.00	3.20	1.35	1.10	0.00	Double Glass	Broken (2)	New	New Leaf Frame	Fixed Parts needs Maintenance	None	None	No
2174	East (7 IC)	A-4	1.00	3.20	1.35	1.10	0.00	Double Glass	Broken (2)	New	New Leaf Frame	Fixed Parts needs Maintenance	None	None	No
2175	East (7 IC)	A-4	1.00	3.20	1.35	1.10	0.00	Double Glass	Broken (2)	New	New Leaf Frame	Fixed Parts needs Maintenance	None	None	No
2173	West (3)	A-1a	1.00	2.40	1.20	1.10	0.00	Double Glass	Broken (2)	New	New Leaf Frame	Fixed Parts needs Maintenance	None	Rehab	No
2173	West (3)	A-1a	1.00	2.40	1.20	1.10	0.70	Double Glass	Broken (2)	New	New Leaf Frame	Fixed Parts needs Maintenance	None	Rehab	No
2173	West (3)	A-1a	1.00	2.40	1.20	1.10	0.70	Double Glass	Broken (2)	New	New Leaf Frame	Fixed Parts needs Maintenance	None	Rehab	No
2176	East (7 IC)	A-5	1.00	3.20	1.40	1.10	0.00	Double Glass	Broken (1)	New	New Leaf Frame	Fixed Parts needs Maintenance	None	None	No
2176	East (7 IC)	A-5	1.00	3.20	1.40	1.10	0.00	Double Glass	Broken (2)	New	New Leaf Frame	Fixed Parts needs Maintenance	None	None	No
2176	East (7 IC)	AGD-4	1.00	4.50	1.40	1.10	0.00	Double Glass	Broken (2)	New	New Leaf Frame	Fixed Parts needs Maintenance	None	None	No
2177	East (7 IC)	A-5	1.00	3.20	1.40	1.10	0.00	Double Glass	Fine	Rehab	Rehab	N	None	None	No
2178	East (7 IC)	A-5	1.00	3.20	1.40	1.10	0.00	Double Glass	Broken (2)	New	New Leaf Frame	Fixed Parts needs Maintenance	None	None	No
2178	East (7 IC)	A-5	1.00	3.20	1.40	1.10	0.00	Double Glass	Broken (2)	New	New Leaf Frame	Fixed Parts needs Maintenance	None	None	No

Room Number	Façade	Type	Number of Items	Dimension				Glass Type	Glass Status	Aluminum Status	Aluminum Description	General Description	Burglar Status	Shutter Status	Convert to Bullet Proof
				Height (m)	Width (m)	Sill Height (m)	Depth int. marble (m)								
2188	East (7 IC)	A-5	1.00	3.20	1.40	1.10	0.00	Double Glass	Broken (2)	New	New Leaf Frame	Fixed Parts needs Maintenance	None	None	No
2191	East (7 IC)	A-5	1.00	3.20	1.40	1.10	0.00	Double Glass	Broken (2)	New	New Leaf Frame	Fixed Parts needs Maintenance	None	None	No
2191	East (7 IC)	A-5	1.00	3.20	1.40	1.10	0.00	Double Glass	Fine	New	New Leaf Frame	Fixed Parts needs Maintenance	None	None	No
2193	East (7 IC)	A-5	1.00	3.20	1.40	1.10	0.00	Double Glass	Fine	Rehab	Rehab	N	None	None	No
2194	East (7 IC)	A-5	1.00	3.20	1.40	1.10	0.00	Double Glass	Fine	New	New Leaf Frame	Fixed Parts needs Maintenance	None	None	No
2194	East (7 IC)	A-5	1.00	3.20	1.40	1.10	0.00	Double Glass	Fine	New	New Leaf Frame	Fixed Parts needs Maintenance	None	None	No
2197	West (3)	A-1a	1.00	2.40	1.20	1.10	0.60	Double Glass	Broken (1)	New	New Leaf Frame	Fixed Parts needs Maintenance	None	Rehab	No
2192	West (3)	A-1a	1.00	2.40	1.20	1.10	0.60	Double Glass	Broken (1)	New	New Leaf Frame	Fixed Parts needs Maintenance	None	Rehab	No
2190	West (3)	A-1a	1.00	2.40	1.20	1.10	0.60	Double Glass	Fine	Rehab	Rehab	N	None	Rehab	No
2190	West (3)	A-1a	1.00	2.40	1.20	1.10	0.60	Double Glass	Broken (1)	New	New Leaf Frame	Fixed Parts needs Maintenance	None	Rehab	No
2187	West (3)	A-1a	1.00	2.40	1.20	1.10	0.60	Double Glass	Fine	Rehab	Rehab	N	None	Rehab	No
2185	West (3)	A-1a	1.00	2.40	1.20	1.10	0.60	Double Glass	Broken (1)	New	New Leaf Frame	Fixed Parts needs Maintenance	None	Rehab	No

Room Number	Façade	Type	Number of Items	Dimension				Glass Type	Glass Status	Aluminum Status	Aluminum Description	General Description	Burglar Status	Shutter Status	Convert to Bullet Proof
				Height (m)	Width (m)	Sill Height (m)	Depth int. marble (m)								
ST10	West (3)	A-1a	1.00	2.40	1.20	1.10	0.60	Double Glass	Fine	Rehab	Rehab	N	None	Rehab	No
ST10	West (3)	A-1a	1.00	2.40	1.20	1.10	0.60	Double Glass	Fine	Rehab	Rehab	N	None	Rehab	No
2186	West (3)	A-1a	1.00	2.40	1.20	1.10	0.60	Double Glass	Fine	Rehab	Rehab	N	None	Rehab	No
2186	West (3)	A-1a	1.00	2.40	1.20	1.10	0.60	Double Glass	Broken (1)	New	New Leaf Frame	Fixed Parts needs Maintenance	None	Rehab	No

Room Number	Façade	Type	Number of Items	Dimension				Glass Type	Glass Status	Aluminum Status	Aluminum Description	General Description	Burglar Status	Shutter Status	Convert to Bullet Proof
				Height (m)	Width (m)	Sill Height (m)	Depth int. marble (m)								
First Floor															
1161	East (7 IC)	A-5	1.00	3.20	1.40	1.10	0.00	Double Glass	Broken (2)	New	New Leaf Frame	Fixed Parts needs Maintenance	None	None	No
1161	East (7 IC)	A-5	1.00	3.20	1.40	1.10	0.00	Double Glass	Broken (2)	New	New Leaf Frame	Fixed Parts needs Maintenance	None	None	No
1161	East (7 IC)	AGD-4	1.00	4.50	1.40	1.10	0.00	Double Glass	Broken (2)	New	New Leaf Frame	Fixed Parts needs Maintenance	None	None	No
1162	East (7 IC)	A-5	1.00	3.20	1.40	1.10	0.00	Double Glass	Fine	New	New Leaf Frame	Fixed Parts needs Maintenance	None	None	No
1163	East (7 IC)	A-5	1.00	3.20	1.40	1.10	0.00	Double Glass	Fine	Rehab	Rehab	N	None	None	No
1163	East (7 IC)	A-5	1.00	3.20	1.40	1.10	0.00	Double Glass	Fine	Rehab	Rehab	N	None	None	No
1173	East (7 IC)	A-5	1.00	3.20	1.40	1.10	0.00	Double Glass	Fine	Rehab	Rehab	N	None	None	No
1176	East (7 IC)	A-5	1.00	3.20	1.40	1.10	0.00	Double Glass	Broken (2)	New	New Leaf Frame	Fixed Parts needs Maintenance	None	None	No
1176	East (7 IC)	A-5	1.00	3.20	1.40	1.10	0.00	Double Glass	Broken (2)	New	New Leaf Frame	Fixed Parts needs Maintenance	None	None	No
1178	East (7 IC)	A-5	1.00	3.20	1.40	1.10	0.00	Double Glass	Fine	New	New Leaf Frame	Fixed Parts needs Maintenance	None	None	No
1179	East (7 IC)	A-5	1.00	3.20	1.40	1.10	0.00	Double Glass	Broken (1)	New	New Leaf Frame	Fixed Parts needs Maintenance	None	None	No
1179	East (7 IC)	A-5	1.00	3.20	1.40	1.10	0.00	Double Glass	Broken (1)	New	New Leaf Frame	Fixed Parts needs Maintenance	None	None	No

Room Number	Façade	Type	Number of Items	Dimension				Glass Type	Glass Status	Aluminum Status	Aluminum Description	General Description	Burglar Status	Shutter Status	Convert to Bullet Proof
				Height (m)	Width (m)	Sill Height (m)	Depth int. marble (m)								
1183	West (3)	A-1b	1.00	2.40	1.40	1.10	0.60	Double Glass	Broken (1)	New	New Leaf Frame	Fixed Parts needs Maintenance	None	Rehab	No
1177	West (3)	A-1b	1.00	2.40	1.40	1.10	0.60	Double Glass	Fine	New	New Leaf Frame	Fixed Parts needs Maintenance	None	Rehab	No
1175	West (3)	A-1b	1.00	2.40	1.40	1.10	0.60	Double Glass	Broken (1)	New	New Leaf Frame	Fixed Parts needs Maintenance	None	Rehab	No
1175	West (3)	A-1b	1.00	2.40	1.40	1.10	0.60	Double Glass	Broken (2)	New	New Leaf Frame	Fixed Parts needs Maintenance	None	Rehab	No
1172	West (3)	A-1b	1.00	2.40	1.40	1.10	0.60	Double Glass	Broken (1)	New	New Leaf Frame	Fixed Parts needs Maintenance	None	Rehab	No
1170	West (3)	A-1b	1.00	2.40	1.40	1.10	0.60	Double Glass	Broken (1)	New	New Leaf Frame	Fixed Parts needs Maintenance	None	Rehab	No
1171	West (3)	A-1b	1.00	2.40	1.40	1.10	0.60	Double Glass	Fine	Rehab	Rehab	N	None	Rehab	No
1171	West (3)	A-1b	1.00	2.40	1.40	1.10	0.60	Double Glass	Broken (1)	New	New Leaf Frame	Fixed Parts needs Maintenance	None	Rehab	No
1159	East (7 IC)	A-5	1.00	3.20	1.40	1.10	0.00	Double Glass	Broken (2)	New	New Leaf Frame	Fixed Parts needs Maintenance	None	None	No
1159	East (7 IC)	A-5	1.00	3.20	1.40	1.10	0.00	Double Glass	Broken (All)	New	New Leaf Frame	Fixed Parts needs Maintenance	None	None	No
1158	West (3)	A-1b	1.00	2.40	1.40	1.10	0.60	Double Glass	Fine	Rehab	Rehab	N	None	Rehab	No
1158	West (3)	A-1b	1.00	2.40	1.40	1.10	0.60	Double Glass	Fine	Rehab	Rehab	N	None	Rehab	No

Room Number	Façade	Type	Number of Items	Dimension				Glass Type	Glass Status	Aluminum Status	Aluminum Description	General Description	Burglar Status	Shutter Status	Convert to Bullet Proof
				Height (m)	Width (m)	Sill Height (m)	Depth int. marble (m)								
1158	West (3)	A-1b	1.00	2.40	1.40	1.10	0.60	Double Glass	Fine	Rehab	Rehab	N	None	Rehab	No
ST10	West (3)	A-1b	1.00	2.40	1.40	1.10	0.60	Double Glass	Fine	Rehab	Rehab	N	None	Rehab	No
ST10	West (3)	A-1b	1.00	2.40	1.40	1.10	0.60	Double Glass	Fine	Rehab	Rehab	N	None	Rehab	No
1160	East (7 IC)	A-5	1.00	3.20	1.40	1.10	0.00	Double Glass	Broken (1)	New	New Leaf Frame	Fixed Parts needs Maintenance	None	None	No

The Rehabilitation of Grand Saray

Aluminum Windows Schedule
Zone B West

Room Number	Façade	Type	Number of Items	Dimension				Glass Type	Glass Status	Aluminum Status	Aluminum Description	General Description	Burglar Status	Shutter Status	Convert to Bullet Proof
				Height (m)	Width (m)	Sill Height (m)	Depth int. marble (m)								
Ground Floor															
0141	East (7 IC)	A-5	1.00	3.20	1.40	1.10	0.00	Bullet Proof	Broken (1)	New	New Leaf Frame	Frame to be checked / Fixed Top Maintenance	None	None	U
0141	East (7 IC)	A-5	1.00	3.20	1.40	1.10	0.00	Bullet Proof	Fine	New	New Leaf Frame	Frame to be checked / Fixed Top Maintenance	None	None	U
0142	East (7 IC)	A-5	1.00	3.20	1.40	1.10	0.00	Double Glass	Fine	New	New Leaf Frame	Frame to be checked / Fixed Top Maintenance	None	None	No
0143	East (7 IC)	A-5	1.00	3.20	1.40	1.10	0.00	Double Glass	Fine	Rehab	Rehab	N	None	None	No
0143	East (7 IC)	A-5	1.00	3.20	1.40	1.10	0.00	Double Glass	Fine	Rehab	Rehab	N	None	None	No
0152	East (7 IC)	A-5	1.00	3.20	1.40	1.10	0.00	Double Glass	Broken (1)	New	New Leaf Frame	Fixed Parts needs Maintenance	None	None	No
0154	East (7 IC)	A-5	1.00	3.20	1.40	1.10	0.00	Double Glass	Broken (1)	New	New Leaf Frame	Fixed Parts needs Maintenance	None	None	No
0154	East (7 IC)	A-5	1.00	3.20	1.40	1.10	0.00	Double Glass	Broken (1)	New	New Leaf Frame	Fixed Parts needs Maintenance	None	None	No
0157	East (7 IC)	A-5	1.00	3.20	1.40	1.10	0.00	Double Glass	Broken (1)	New	New Leaf Frame	Fixed Parts needs Maintenance	None	None	No
0158	East (7 IC)	A-5	1.00	3.20	1.40	1.10	0.00	Double Glass	Broken (1)	New	New Leaf Frame	Fixed Parts needs Maintenance	None	None	No
0158	East (7 IC)	A-5	1.00	3.20	1.40	1.10	0.00	Double Glass	Broken (1)	New	New Leaf Frame	Fixed Parts needs Maintenance	None	None	No
0161	West (3)	A-7b	1.00	2.30	1.30	1.20	0.60	Double Glass	Broken (1)	New	New Leaf Frame	Fixed Parts needs Maintenance	Steel Rehab	None	No

Room Number	Façade	Type	Number of Items	Dimension				Glass Type	Glass Status	Aluminum Status	Aluminum Description	General Description	Burglar Status	Shutter Status	Convert to Bullet Proof
				Height (m)	Width (m)	Sill Height (m)	Depth int. marble (m)								
0161	West (3)	A-7b	1.00	2.30	1.30	1.20	0.60	Double Glass	Fine	New	New Leaf Frame	Fixed Parts needs Maintenance	Steel Rehab	None	No
0163	West (3)	A-7b	1.00	2.30	1.30	1.20	0.60	Double Glass	Broken (1)	New	New Leaf Frame	Fixed Parts needs Maintenance	Steel Rehab	None	No
0156	West (3)	A-7b	1.00	2.30	1.30	1.20	0.60	Double Glass	Fine	New	New Leaf Frame	Fixed Parts needs Maintenance	Steel Rehab	None	No
0156	West (3)	A-7b	1.00	2.30	1.30	1.20	0.60	Double Glass	Broken (1)	New	New Leaf Frame	Fixed Parts needs Maintenance	Steel Rehab	None	No
0153	West (3)	A-7b	1.00	2.30	1.30	1.20	0.60	Double Glass	Broken (1)	New	New Leaf Frame	Fixed Parts needs Maintenance	Steel Rehab	None	No
0150	West (3)	A-7b	1.00	2.30	1.30	1.20	0.60	Double Glass	Fine	New	New Leaf Frame	Fixed Parts needs Maintenance	Steel Rehab	None	No
0150	West (3)	A-7b	1.00	2.30	1.30	1.20	0.60	Double Glass	Fine	New	New Leaf Frame	Fixed Parts needs Maintenance	Steel Rehab	None	No
0151	West (3)	A-7b	1.00	2.30	1.30	1.20	0.60	Double Glass	Fine	New	New Leaf Frame	Fixed Parts needs Maintenance	Steel Rehab	None	No
0151	West (3)	A-7b	1.00	2.30	1.30	1.20	0.60	Double Glass	Fine	New	New Leaf Frame	Fixed Parts needs Maintenance	Steel Rehab	None	No
0151	West (3)	A-7b	1.00	2.30	1.30	1.20	0.60	Double Glass	Fine	New	New Leaf Frame	Fixed Parts needs Maintenance	Steel Rehab	None	No
ST10	West (3)	A-7b	1.00	2.30	1.30	1.10	0.60	Double Glass	Fine	Rehab	Rehab	N	None	Rehab	No
ST10	West (3)	A-7b	1.00	2.30	1.30	1.10	0.60	Double Glass	Fine	Rehab	Rehab	N	None	Rehab	No

Room Number	Façade	Type	Number of Items	Dimension				Glass Type	Glass Status	Aluminum Status	Aluminum Description	General Description	Burglar Status	Shutter Status	Convert to Bullet Proof
				Height (m)	Width (m)	Sill Height (m)	Depth int. marble (m)								
0139	West (3)	A-7b	1.00	2.30	1.30	1.20	0.60	Double Glass	Broken (2)	New	New Leaf Frame	Fixed Parts needs Maintenance	Steel Rehab	None	No
0139	West (3)	A-7b	1.00	2.30	1.30	1.20	0.60	Double Glass	Broken (2)	New	New Leaf Frame	Fixed Parts needs Maintenance	Steel Rehab	None	No

Room Number	Façade	Type	Number of Items	Dimension				Glass Type	Glass Status	Aluminum Status	Aluminum Description	General Description	Burglar Status	Shutter Status	Convert to Bullet Proof
				Height (m)	Width (m)	Sill Height (m)	Depth int. marble (m)								
Second Floor															
2170	West (3)	A-1a	1.00	2.40	1.20	1.10	0.70	Double Glass	Broken (2)	Rehab	Rehab	N	None	Rehab	No
2170	West (3)	A-1a	1.00	2.40	1.20	1.10	0.70	Double Glass	Broken (2)	New	New Leaf Frame	Fixed Parts needs Maintenance	None	Rehab	No
2165	West (3)	A-1a	1.00	2.40	1.20	1.10	0.70	Double Glass	Broken (2)	Rehab	Rehab	N	None	Rehab	No
2161	West (3)	A-1a	1.00	2.40	1.20	1.10	0.70	Double Glass	Broken (2)	Rehab	Rehab	N	None	Rehab	No
2161	West (3)	A-1a	1.00	2.40	1.20	1.10	0.70	Double Glass	Broken (2)	New	New Leaf Frame	Fixed Parts needs Maintenance	None	Rehab	No
2158	West (3)	A-1a	1.00	2.40	1.20	1.10	0.70	Double Glass	Broken (1)	Rehab	Rehab	N	None	Rehab	No
2157	West (3)	A-1a	1.00	2.40	1.20	1.10	0.70	Double Glass	Broken (2)	New	New Leaf Frame	Fixed Parts needs Maintenance	None	Rehab	No
2157	West (3)	A-1a	1.00	2.40	1.20	1.10	0.70	Double Glass	Broken (2)	New	New Leaf Frame	Fixed Parts needs Maintenance	None	Rehab	No
2153	West (3)	A-1a	1.00	2.40	1.20	1.10	0.70	Double Glass	Broken (2)	New	New Leaf Frame	Fixed Parts needs Maintenance	None	Rehab	No
2153	West (3)	A-1a	1.00	2.40	1.20	1.10	0.70	Double Glass	Broken (2)	New	New Leaf Frame	Fixed Parts needs Maintenance	None	Rehab	No
2154	West (3)	A-1a	1.00	2.40	1.20	1.10	0.70	Double Glass	Broken (2)	New	New Leaf Frame	Fixed Parts needs Maintenance	None	Rehab	No
2154	West (3)	A-1a	1.00	2.40	1.20	1.10	0.70	Double Glass	Broken (2)	New	New Leaf Frame	Fixed Parts needs Maintenance	None	Rehab	No

Room Number	Façade	Type	Number of Items	Dimension				Glass Type	Glass Status	Aluminum Status	Aluminum Description	General Description	Burglar Status	Shutter Status	Convert to Bullet Proof
				Height (m)	Width (m)	Sill Height (m)	Depth int. marble (m)								
2154	South (2)	A-1a	1.00	2.40	1.20	1.10	0.30	Double Glass	Broken (2)	New	New Leaf Frame	Fixed Parts needs Maintenance	None	Rehab	No
2155	South (2)	A-1a	1.00	2.40	1.20	1.10	0.30	Double Glass	Broken (1)	Rehab	Rehab	N	None	Rehab	No
2149	South (2)	A-1a	1.00	2.40	1.20	1.10	0.30	Double Glass	Broken (2)	New	New Leaf Frame	Fixed Parts needs Maintenance	None	Rehab	No
2149	South (2)	A-1a	1.00	2.40	1.20	1.10	0.30	Double Glass	Broken (2)	New	New Leaf Frame	Fixed Parts needs Maintenance	None	Rehab	No
2143	South (2)	A-2	1.00	2.60	1.00	1.10	0.00	Double Glass	Broken (1)	Rehab	Rehab	N	None	Rehab	No
2143	South (2)	A-2	1.00	2.60	1.00	1.10	0.00	Double Glass	Broken (1)	Rehab	Rehab	N	None	Rehab	No
2150	South (2)	A-1a	1.00	2.40	1.20	1.10	0.30	Double Glass	Broken (2)	New	New Leaf Frame	Fixed Parts needs Maintenance	None	Rehab	No
2150	South (2)	A-1a	1.00	2.40	1.20	1.10	0.30	Double Glass	Broken (2)	New	New Leaf Frame	Fixed Parts needs Maintenance	None	Rehab	No
2131	South (2)	A-1a	1.00	2.40	1.20	1.10	0.30	Double Glass	Broken (2)	New	New Leaf Frame	Fixed Parts needs Maintenance	None	Rehab	No
2131	South (2)	A-1a	1.00	2.40	1.20	1.10	0.30	Double Glass	Broken (2)	New	New Leaf Frame	Fixed Parts needs Maintenance	None	Rehab	No
2132	South (2)	A-1a	1.00	2.40	1.20	1.10	0.30	Double Glass	Broken (2)	New	New Leaf Frame	Fixed Parts needs Maintenance	None	Rehab	No
2124	South (2)	A-1a	1.00	2.40	1.20	1.10	0.30	Double Glass	Fine	Rehab	Rehab	N	None	Rehab	Yes

Room Number	Façade	Type	Number of Items	Dimension				Glass Type	Glass Status	Aluminum Status	Aluminum Description	General Description	Burglar Status	Shutter Status	Convert to Bullet Proof
				Height (m)	Width (m)	Sill Height (m)	Depth int. marble (m)								
2120	South (2)	A-3a	1.00	3.20	1.35	1.10	0.00	Double Glass	Broken (1)	Rehab	Rehab	N	None	Rehab	Yes
2120	South (2)	A-3a	1.00	3.20	1.35	1.10	0.00	Double Glass	Broken (1)	Rehab	Rehab	N	None	Rehab	Yes
2120	South (2)	A-3b	1.00	4.50	1.60	0.00	0.00	Double Glass	Fine	Rehab	Rehab	N	None	Rehab	Yes
2118	South (2)	A-1a	1.00	2.40	1.20	1.10	0.30	Double Glass	Fine	New	New Leaf Frame	Fixed Parts needs Maintenance	None	Rehab	Yes
2111	South (2)	A-1a	1.00	2.40	1.20	1.10	0.30	Double Glass	Broken (2)	New	New Leaf Frame	Fixed Parts needs Maintenance	None	Rehab	Yes
2111	South (2)	A-1a	1.00	2.40	1.20	1.10	0.30	Double Glass	Broken (2)	New	New Leaf Frame	Fixed Parts needs Maintenance	None	Rehab	Yes
2112	South (2)	A-1a	1.00	2.40	1.20	1.10	0.30	Double Glass	Broken (2)	New	New Leaf Frame	Fixed Parts needs Maintenance	None	Rehab	Yes
2112	South (2)	A-1a	1.00	2.40	1.20	1.10	0.30	Double Glass	Broken (2)	New	New Leaf Frame	Fixed Parts needs Maintenance	None	Rehab	Yes
2112	South (2)	A-1a	1.00	2.40	1.20	1.10	0.30	Double Glass	Broken (2)	New	New Leaf Frame	Fixed Parts needs Maintenance	None	Rehab	Yes
2103	South (2)	A-1a	1.00	2.40	1.20	1.10	0.75	Bullet Proof	Broken (1)	New	New Leaf Frame	Fixed Parts of 0.7m needs Maintenance / Frame to be checked	None	Rehab	U
2103	South (2)	A-1a	1.00	2.40	1.20	1.10	0.75	Bullet Proof	Fine	New	New Leaf Frame	Fixed Parts of 0.7m needs Maintenance / Frame to be checked	None	Rehab	U

Room Number	Façade	Type	Number of Items	Dimension				Glass Type	Glass Status	Aluminum Status	Aluminum Description	General Description	Burglar Status	Shutter Status	Convert to Bullet Proof
				Height (m)	Width (m)	Sill Height (m)	Depth int. marble (m)								
2103	South (2)	A-1a	1.00	2.40	1.20	1.10	0.75	Bullet Proof	Fine	New	New Leaf Frame	Fixed Parts of 0.7m needs Maintenance / Frame to be checked	None	Rehab	U
2103	South (2)	A-1a	1.00	2.40	1.20	1.10	0.75	Bullet Proof	Fine	New	New Leaf Frame	Fixed Parts of 0.7m needs Maintenance / Frame to be checked	None	Rehab	U
2103	South (2)	A-1a	1.00	2.40	1.20	1.10	0.75	Bullet Proof	Fine	New	New Leaf Frame	Fixed Parts of 0.7m needs Maintenance / Frame to be checked	None	Rehab	U
2103	South (2)	A-1a	1.00	2.40	1.20	1.10	0.75	Bullet Proof	Fine	New	New Leaf Frame	2 Broken Jambs / Fixed Parts of 0.7m needs Maintenance / Frame to be checked	None	Rehab	U
2103	South (2)	A-2	1.00	2.60	1.00	1..1	0.10	Bullet Proof	Fine	Rehab	Aluminum Covered in Wood	Frame to be checked	None	None	U
2103	South (2)	A-2	1.00	2.60	1.00	1..1	0.10	Bullet Proof	Fine	Rehab	Aluminum Covered in Wood	Frame to be checked	None	None	U

Room Number	Façade	Type	Number of Items	Dimension				Glass Type	Glass Status	Aluminum Status	Aluminum Description	General Description	Burglar Status	Shutter Status	Convert to Bullet Proof
				Height (m)	Width (m)	Sill Height (m)	Depth int. marble (m)								
2103	East (1)	A-1a	1.00	2.40	1.20	1.10	0.75	Bullet Proof	Fine	New	New Leaf Frame	Fixed Parts of 0.7m needs Maintenance / Frame to be checked	None	Rehab	U
2103	East (1)	A-1a	1.00	2.40	1.20	1.10	0.75	Bullet Proof	Fine	New	New Leaf Frame	Fixed Parts of 0.7m needs Maintenance / Frame to be checked	None	Rehab	U
2103	East (1)	A-1a	1.00	2.40	1.20	1.10	0.75	Bullet Proof	Fine	New	New Leaf Frame	Fixed Parts of 0.7m needs Maintenance / Frame to be checked	None	Rehab	U
2103	East (1)	A-1a	1.00	2.40	1.20	1.10	0.75	Bullet Proof	Fine	New	New Leaf Frame	Fixed Parts of 0.7m needs Maintenance / Frame to be checked	None	Rehab	U
2103	East (1)	A-1a	1.00	2.40	1.20	1.10	0.75	Bullet Proof	Broken (2)	New	New Leaf Frame	Fixed Parts of 0.7m needs Maintenance / Frame to be checked	None	Rehab	U
2101	East (1)	A-1a	1.00	2.40	1.20	1.10	0.70	Bullet Proof	Fine	New	New Leaf Frame	Fixed Parts of 0.7m needs Maintenance / Frame to be checked	None	Rehab	U

Room Number	Façade	Type	Number of Items	Dimension				Glass Type	Glass Status	Aluminum Status	Aluminum Description	General Description	Burglar Status	Shutter Status	Convert to Bullet Proof
				Height (m)	Width (m)	Sill Height (m)	Depth int. marble (m)								
2101	East (1)	A-1a	1.00	2.40	1.20	1.10	0.70	Bullet Proof	Fine	New	New Leaf Frame	Fixed Parts of 0.7m needs Maintenance / Frame to be checked	None	Rehab	U
2101	East (1)	A-1a	1.00	2.40	1.20	1.10	0.70	Bullet Proof	Fine	New	New Leaf Frame	Fixed Parts of 0.7m needs Maintenance / Frame to be checked	None	Rehab	U
2101	East (1)	A-1a	1.00	2.40	1.20	1.10	0.70	Bullet Proof	Broken (1)	New	New Leaf Frame	Fixed Parts of 0.7m needs Maintenance / Frame to be checked	None	Rehab	U
2099	West (5 IC)	A-4	1.00	3.20	1.35	1.20	0.00	Double Glass	Fine	New	New Leaf Frame	Fixed Parts needs Maintenance	None	None	No
2099	West (5 IC)	A-4	1.00	3.20	1.35	1.20	0.00	Double Glass	Fine	New	New Leaf Frame	Fixed Parts needs Maintenance	None	None	No
2100	West (5 IC)	A-4	1.00	3.20	1.35	1.20	0.00	Double Glass	Broken (2)	New	New Leaf Frame / New Fixed Frame	Fixed Parts needs Maintenance	None	None	No
2094	West (5 IC)	A-4	1.00	3.20	1.35	1.20	0.00	Double Glass	Fine	Rehab	Rehab	Fixed Parts needs Maintenance	None	None	No

Room Number	Façade	Type	Number of Items	Dimension				Glass Type	Glass Status	Aluminum Status	Aluminum Description	General Description	Burglar Status	Shutter Status	Convert to Bullet Proof
				Height (m)	Width (m)	Sill Height (m)	Depth int. marble (m)								
2094	West (5 IC)	A-4	1.00	3.20	1.35	1.20	0.00	Double Glass	Fine	Rehab	Rehab	Fixed Parts needs Maintenance	None	None	No
2094	West (5 IC)	A-4	1.00	3.20	1.35	1.20	0.00	Double Glass	Fine	New	New Leaf Frame	Fixed Parts needs Maintenance	None	None	No
2096	East (1)	A-1a	1.00	2.40	1.20	1.10	0.70	Double Glass	Broken (All)	New	New Leaf Frame	Fixed Parts needs Maintenance	None	Rehab	No
2096	East (1)	A-1a	1.00	2.40	1.20	1.10	0.70	Double Glass	Broken (All)	New	New Leaf Frame	Fixed Parts needs Maintenance	None	Rehab	No
2096	East (1)	A-1a	1.00	2.40	1.20	1.10	0.70	Double Glass	Broken (All)	New	New Leaf Frame	Fixed Parts needs Maintenance	None	Rehab	No
2097	East (1)	A-1a	1.00	2.40	1.20	1.10	0.70	Double Glass	Broken (All)	New	New Leaf Frame	Fixed Parts needs Maintenance	None	Rehab	No
2098	East (1)	A-1a	1.00	2.40	1.20	1.10	0.70	Double Glass	Broken (All)	New	New Leaf Frame	Fixed Parts needs Maintenance	None	Rehab	No

Room Number	Façade	Type	Number of Items	Dimension				Glass Type	Glass Status	Aluminum Status	Aluminum Description	General Description	Burglar Status	Shutter Status	Convert to Bullet Proof
				Height (m)	Width (m)	Sill Height (m)	Depth int. marble (m)								
2098	East (1)	A-1a	1.00	2.40	1.20	1.10	0.70	Double Glass	Broken (All)	New	New Leaf Frame	Fixed Parts needs Maintenance	None	Rehab	No
2105	North (6 IC)	A-4	1.00	3.20	1.35	1.10	0.00	Double Glass	Broken (2)	New	New Leaf Frame	Fixed Parts needs Maintenance	None	None	No
2106	North (6 IC)	A-4	1.00	3.20	1.35	1.10	0.00	Double Glass	Broken (2)	New	New Leaf Frame	Fixed Parts needs Maintenance	None	None	No
2110	North (6 IC)	A-5	1.00	3.20	1.40	1.10	0.00	Double Glass	Fine	New	New Leaf Frame	Fixed Parts needs Maintenance	None	None	No
2109	North (6 IC)	A-2	1.00	2.60	1.00	1.10	0.00	Double Glass	Fine	New	New Leaf Frame	Fixed Parts needs Maintenance	None	None	No
2109	North (6 IC)	A-2	1.00	2.60	1.00	1.10	0.00	Double Glass	Fine	New	New Leaf Frame	Fixed Parts needs Maintenance	None	None	No
2109	North (6 IC)	A-5	1.00	3.20	1.40	1.10	0.00	Double Glass	Fine	New	New Leaf Frame	Fixed Parts needs Maintenance	None	None	No
2109	North (6 IC)	A-5	1.00	3.20	1.40	1.10	0.00	Double Glass	Fine	New	New Leaf Frame	Fixed Parts needs Maintenance	None	None	No
2116	North (6 IC)	A-5	1.00	3.20	1.40	1.10	0.00	Double Glass	Broken (2)	New	New Leaf Frame	Fixed Parts needs Maintenance	None	None	Yes
2116	North (6 IC)	A-5	1.00	3.20	1.40	1.10	0.00	Double Glass	Broken (2)	New	New Leaf Frame	Fixed Parts needs Maintenance	None	None	Yes
2119	North (6 IC)	A-2	1.00	2.60	0.95	1.10	0.00	Double Glass	Broken (2)	New	New Leaf Frame	Fixed Parts needs Maintenance	None	None	Yes
2119	North (6 IC)	A-2	1.00	2.60	0.95	1.10	0.00	Double Glass	Broken (2)	New	New Leaf Frame	Fixed Parts needs Maintenance	None	None	Yes

Room Number	Façade	Type	Number of Items	Dimension				Glass Type	Glass Status	Aluminum Status	Aluminum Description	General Description	Burglar Status	Shutter Status	Convert to Bullet Proof
				Height (m)	Width (m)	Sill Height (m)	Depth int. marble (m)								
2122	North (6 IC)	A-5	1.00	3.20	1.40	1.10	0.00	Double Glass	Broken (2)	New	New Leaf Frame	Fixed Parts needs Maintenance	None	None	Yes
2122	North (6 IC)	A-5	1.00	3.20	1.40	1.10	0.00	Double Glass	Broken (2)	New	New Leaf Frame	Fixed Parts needs Maintenance	None	None	Yes
2126	North (6 IC)	A-2	1.00	2.60	0.95	1.10	0.00	Double Glass	Broken (2)	New	New Leaf Frame	Fixed Parts needs Maintenance	None	None	No
2126	North (6 IC)	A-2	1.00	2.60	0.95	1.10	0.00	Double Glass	Broken (2)	New	New Leaf Frame	Fixed Parts needs Maintenance	None	None	No
2126	North (6 IC)	A-5	1.00	3.20	1.40	1.10	0.00	Double Glass	Broken (2)	New	New Leaf Frame	Fixed Parts needs Maintenance	None	None	No
2126	North (6 IC)	A-5	1.00	3.20	1.40	1.10	0.00	Double Glass	Broken (2)	New	New Leaf Frame	Fixed Parts needs Maintenance	None	None	No
2127	North (6 IC)	A-5	1.00	3.20	1.40	1.10	0.00	Double Glass	Broken (2)	New	New Leaf Frame	Fixed Parts needs Maintenance	None	None	No
2134	North (6 IC)	A-5	1.00	3.20	1.40	1.10	0.00	Double Glass	Broken (2)	New	New Leaf Frame	Fixed Parts needs Maintenance	None	None	No
2134	North (6 IC)	A-5	1.00	3.20	1.40	1.10	0.00	Double Glass	Broken (2)	New	New Leaf Frame	Fixed Parts needs Maintenance	None	None	No
2135	North (6 IC)	A-5	1.00	3.20	1.40	1.10	0.00	Double Glass	Broken (2)	New	New Leaf Frame	Fixed Parts needs Maintenance	None	None	No
2129	South (2)	A-1a	1.00	2.40	1.20	1.10	0.30	Double Glass	Broken (2)	New	New Leaf Frame	Fixed Parts needs Maintenance	None	None	No
2129	South (2)	A-1a	1.00	2.40	1.20	1.10	0.30	Double Glass	Broken (2)	New	New Leaf Frame	Fixed Parts needs Maintenance	None	None	No

Room Number	Façade	Type	Number of Items	Dimension				Glass Type	Glass Status	Aluminum Status	Aluminum Description	General Description	Burglar Status	Shutter Status	Convert to Bullet Proof
				Height (m)	Width (m)	Sill Height (m)	Depth int. marble (m)								
2129	South (2)	A-1a	1.00	2.40	1.20	1.10	0.30	Double Glass	Broken (2)	New	New Leaf Frame	Fixed Parts needs Maintenance	None	None	No
2162	East (6 IC)	A-1a	1.00	2.40	1.20	1.10	0.00	Double Glass	Broken (2)	New	New Leaf Frame	Fixed Parts needs Maintenance	None	None	No
2162	East (6 IC)	A-1a	1.00	2.40	1.20	1.10	0.00	Double Glass	Broken (2)	New	New Leaf Frame	Fixed Parts needs Maintenance	None	None	No
2162	East (6 IC)	A-1a	1.00	2.40	1.20	1.10	0.00	Double Glass	Broken (2)	New	New Leaf Frame	Fixed Parts needs Maintenance	None	None	No
2166	East (6 IC)	A-1a	1.00	2.40	1.20	1.10	0.00	Double Glass	Broken (2)	New	New Leaf Frame	Fixed Parts needs Maintenance	None	None	No
2167	East (6 IC)	A-1a	1.00	2.40	1.20	1.10	0.00	Double Glass	Broken (2)	New	New Leaf Frame	Fixed Parts needs Maintenance	None	None	No
2167	East (6 IC)	A-1a	1.00	2.40	1.20	1.10	0.00	Double Glass	Broken (2)	New	New Leaf Frame	Fixed Parts needs Maintenance	None	None	No

Room Number	Façade	Type	Number of Items	Dimension				Glass Type	Glass Status	Aluminum Status	Aluminum Description	General Description	Burglar Status	Shutter Status	Convert to Bullet Proof
				Height (m)	Width (m)	Sill Height (m)	Depth int. marble (m)								
First Floor															
1153	West (3)	A-1b	1.00	2.40	1.40	1.10	0.70	Double Glass	Broken (2)	New	New Leaf Frame	Fixed Parts needs Maintenance	None	Rehab	No
1153	West (3)	A-1b	1.00	2.40	1.40	1.10	0.70	Double Glass	Broken (2)	New	New Leaf Frame	Fixed Parts needs Maintenance	None	Rehab	No
1060	West (IC 5)	A-5	1.00	3.20	1.40	1.10	0.00	Double Glass	Fine	Rehab	Rehab	Fixed Parts needs Maintenance	None	None	No
1150	West (3)	A-1b	1.00	2.40	1.40	1.10	0.70	Double Glass	Broken (2)	New	New Leaf Frame	Fixed Parts needs Maintenance	None	Rehab	No
1146	West (3)	A-1b	1.00	2.40	1.40	1.10	0.70	Double Glass	Broken (2)	New	New Leaf Frame	Fixed Parts needs Maintenance	None	Rehab	No
1146	West (3)	A-1b	1.00	2.40	1.40	1.10	0.70	Double Glass	Broken (2)	New	New Leaf Frame	Fixed Parts needs Maintenance	None	Rehab	No
1145	West (3)	A-1b	1.00	2.40	1.40	1.10	0.70	Double Glass	Broken (2)	New	New Leaf Frame	Fixed Parts needs Maintenance	None	Rehab	No
1143	West (3)	A-1b	1.00	2.40	1.40	1.10	0.70	Double Glass	Broken (2)	New	New Leaf Frame	Fixed Parts needs Maintenance	None	Rehab	No
1141	West (3)	A-1b	1.00	2.40	1.40	1.10	0.70	Double Glass	Broken (2)	New	New Leaf Frame	Fixed Parts needs Maintenance	None	Rehab	No
1138	West (3)	A-1b	1.00	2.40	1.40	1.10	0.70	Double Glass	Broken (2)	New	New Leaf Frame	Fixed Parts needs Maintenance	None	Rehab	No
1138	West (3)	A-1b	1.00	2.40	1.40	1.10	0.70	Double Glass	Broken (2)	New	New Leaf Frame	Fixed Parts needs Maintenance	None	Rehab	No
1139	West (3)	A-1b	1.00	2.40	1.40	1.10	0.70	Double Glass	Broken (2)	New	New Leaf Frame	Fixed Parts needs Maintenance	Steel Rehab	Rehab	No

Room Number	Façade	Type	Number of Items	Dimension				Glass Type	Glass Status	Aluminum Status	Aluminum Description	General Description	Burglar Status	Shutter Status	Convert to Bullet Proof
				Height (m)	Width (m)	Sill Height (m)	Depth int. marble (m)								
1139	West (3)	A-1b	1.00	2.40	1.40	1.10	0.70	Double Glass	Broken (2)	New	New Leaf Frame	Fixed Parts needs Maintenance	Steel Rehab	Rehab	No
1139	South (2)	A-1a	1.00	2.40	1.20	1.10	0.30	Double Glass	Broken (2)	New	New Leaf Frame	Fixed Parts needs Maintenance	Steel Rehab	Rehab	No
1139	South (2)	A-1a	1.00	2.40	1.20	1.10	0.30	Double Glass	Broken (2)	New	New Leaf Frame	Fixed Parts needs Maintenance	Steel Rehab	Rehab	No
1136	South (2)	A-1a	1.00	2.40	1.20	1.10	0.30	Double Glass	Broken (2)	New	New Leaf Frame	Fixed Parts needs Maintenance	Steel Rehab	Rehab	No
1134	South (2)	A-1a	1.00	2.40	1.20	1.10	0.30	Double Glass	Broken (2)	New	New Leaf Frame	Fixed Parts needs Maintenance	None	Rehab	No
1129	South (2)	A-1a	1.00	2.40	1.20	1.10	0.30	Double Glass	Broken (2)	New	New Leaf Frame	Fixed Parts needs Maintenance	None	Rehab	No
1130	South (2)	A-1a	1.00	2.40	1.20	1.10	0.30	Double Glass	Broken (2)	New	New Leaf Frame	Fixed Parts needs Maintenance	None	Rehab	No
1130A	South (2)	A-1a	1.00	2.40	1.20	1.10	0.30	Double Glass	Broken (2)	New	New Leaf Frame	Fixed Parts needs Maintenance	None	Rehab	No
1130A	South (2)	A-1a	1.00	2.40	1.20	1.10	0.30	Double Glass	Broken (2)	New	New Leaf Frame	Fixed Parts needs Maintenance	None	Rehab	No
1123	South (2)	A-1a	1.00	2.40	1.20	1.10	0.30	Double Glass	Broken (2)	New	New Leaf Frame	Fixed Parts needs Maintenance	None	Rehab	No
1114	South (2)	A-1a	1.00	2.40	1.20	1.10	0.30	Double Glass	Broken (2)	New	New Leaf Frame	Fixed Parts needs Maintenance	None	Rehab	No
1114	South (2)	A-1a	1.00	2.40	1.20	1.10	0.30	Double Glass	Broken (2)	New	New Leaf Frame	Fixed Parts needs Maintenance	None	Rehab	No

Room Number	Façade	Type	Number of Items	Dimension				Glass Type	Glass Status	Aluminum Status	Aluminum Description	General Description	Burglar Status	Shutter Status	Convert to Bullet Proof
				Height (m)	Width (m)	Sill Height (m)	Depth int. marble (m)								
1115	South (2)	A-1a	1.00	2.40	1.20	1.10	0.30	Double Glass	Broken (2) + Top	New	New Leaf Frame	Fixed Parts needs Maintenance	None	Rehab	No
1115	South (2)	A-1a	1.00	2.40	1.20	1.10	0.30	Double Glass	Broken (2) + Top	New	New Leaf Frame	Fixed Parts needs Maintenance	None	Rehab	No
1108	South (2)	A-1a	1.00	2.40	1.20	1.10	0.30	Double Glass	Broken (2)	New	New Leaf Frame	Fixed Parts needs Maintenance	None	Rehab	No
1098	South (2)	A-1a	1.00	2.40	1.20	1.10	0.30	Double Glass	Broken (2)	New	New Leaf Frame	Fixed Parts needs Maintenance	None	Rehab	No
1093 (wriiten 1039)	South (2)	A-1a	1.00	2.40	1.20	1.10	0.30	Double Glass	Broken (2)	New	New Leaf Frame	Fixed Parts needs Maintenance	None	Rehab	No
1093 (wriiten 1039)	South (2)	A-1a	1.00	2.40	1.20	1.10	0.30	Double Glass	Broken (2)	New	New Leaf Frame	Fixed Parts needs Maintenance	None	Rehab	No
1095	South (2)	A-1a	1.00	2.40	1.20	1.10	0.30	Double Glass	Broken (2)	New	New Leaf Frame	Fixed Parts needs Maintenance	None	Rehab	No
1095	South (2)	A-1a	1.00	2.40	1.20	1.10	0.30	Double Glass	Broken (2)	New	New Leaf Frame	Fixed Parts needs Maintenance	None	Rehab	No
1084	South (2)	A-1a	1.00	2.40	1.20	1.10	0.30	Double Glass	Broken (2)	New	New Leaf Frame	Fixed Parts needs Maintenance	None	Rehab	No
1084	South (2)	A-1a	1.00	2.40	1.20	1.10	0.30	Double Glass	Broken (2)	New	New Leaf Frame	Fixed Parts needs Maintenance	None	Rehab	No
1086	South (2)	A-1a	1.00	2.40	1.20	1.10	0.30	Double Glass	Broken (2)	New	New Leaf Frame	Fixed Parts needs Maintenance	None	Rehab	No
1076	South (2)	A-1a	1.00	2.40	1.20	1.10	0.30	Double Glass	Broken (2)	New	New Leaf Frame	Fixed Parts needs Maintenance	None	Rehab	No

Room Number	Façade	Type	Number of Items	Dimension				Glass Type	Glass Status	Aluminum Status	Aluminum Description	General Description	Burglar Status	Shutter Status	Convert to Bullet Proof
				Height (m)	Width (m)	Sill Height (m)	Depth int. marble (m)								
1076	South (2)	A-1a	1.00	2.40	1.20	1.10	0.30	Double Glass	Broken (2)	New	New Leaf Frame	Fixed Parts needs Maintenance	None	Rehab	No
1068	South (2)	A-1a	1.00	2.40	1.20	1.10	0.30	Double Glass	Broken (2)	New	New Leaf Frame	Fixed Parts needs Maintenance	None	Rehab	No
1069	South (2)	A-1a	1.00	2.40	1.20	1.10	0.30	Double Glass	Broken (2)	New	New Leaf Frame	Fixed Parts needs Maintenance	None	Rehab	No
1069	South (2)	A-1a	1.00	2.40	1.20	1.10	0.30	Double Glass	Broken (2)	New	New Leaf Frame	Fixed Parts needs Maintenance	None	Rehab	No
1069	East (1)	A-1a	1.00	2.40	1.20	1.10	0.70	Double Glass	Broken (2)	New	New Leaf Frame	Fixed Parts needs Maintenance	None	Rehab	No
1069	East (1)	A-1a	1.00	2.40	1.20	1.10	0.70	Double Glass	Broken (2)	New	New Leaf Frame	Fixed Parts needs Maintenance	None	Rehab	No
1071	East (1)	A-1a	1.00	2.40	1.20	1.10	0.70	Double Glass	Broken (2)	New	New Leaf Frame	Fixed Parts needs Maintenance	None	Rehab	No
1072	East (1)	A-1a	1.00	2.40	1.20	1.10	0.70	Double Glass	Broken (2)	New	New Leaf Frame	Fixed Parts needs Maintenance	None	Rehab	No
1072	East (1)	A-1a	1.00	2.40	1.20	1.10	0.70	Double Glass	Broken (2)	New	New Leaf Frame	Fixed Parts needs Maintenance	None	Rehab	No
1064	East (1)	A-1a	1.00	2.40	1.20	1.10	0.70	Double Glass	Broken (2)	New	New Leaf Frame	Fixed Parts needs Maintenance	None	Rehab	No
1064	East (1)	A-1a	1.00	2.40	1.20	1.10	0.70	Double Glass	Broken (2)	New	New Leaf Frame	Fixed Parts needs Maintenance	None	Rehab	No
1058	East (1)	A-1a	1.00	2.40	1.20	1.10	0.70	Double Glass	Broken (2)	New	New Leaf Frame	Fixed Parts needs Maintenance	None	Rehab	No

Room Number	Façade	Type	Number of Items	Dimension				Glass Type	Glass Status	Aluminum Status	Aluminum Description	General Description	Burglar Status	Shutter Status	Convert to Bullet Proof
				Height (m)	Width (m)	Sill Height (m)	Depth int. marble (m)								
1058	East (1)	A-1a	1.00	2.40	1.20	1.10	0.70	Double Glass	Broken (2)	New	New Leaf Frame	Fixed Parts needs Maintenance	None	Rehab	No
1056	East (1)	A-1a	1.00	2.40	1.20	1.10	0.70	Double Glass	Broken (2)	New	New Leaf Frame	Fixed Parts needs Maintenance	None	Rehab	No
1056	East (1)	A-1a	1.00	2.40	1.20	1.10	0.70	Double Glass	Broken (2)	New	New Leaf Frame	Fixed Parts needs Maintenance	None	Rehab	No
1056	East (1)	A-1a	1.00	2.40	1.20	1.10	0.70	Double Glass	Broken (2)	New	New Leaf Frame	Fixed Parts needs Maintenance	None	Rehab	No
1055	East (1)	A-1a	1.00	2.40	1.20	1.10	0.70	Double Glass	Broken (2)	New	New Leaf Frame	Fixed Parts needs Maintenance	None	Rehab	No
1055	East (1)	A-1a	1.00	2.40	1.20	1.10	0.70	Double Glass	Broken (2)	New	New Leaf Frame	Fixed Parts needs Maintenance	None	Rehab	No
1052	West (IC 5)	A-5	1.00	3.20	1.40	1.10	0.00	Double Glass	Fine	Rehab	Rehab	Fixed Parts needs Maintenance	None	None	No
1052	West (IC 5)	A-5	1.00	3.20	1.40	1.10	0.00	Double Glass	Fine	New	New Leaf Frame	Fixed Parts needs Maintenance	None	None	No
1052	West (IC 5)	A-5	1.00	3.20	1.40	1.10	0.00	Double Glass	Fine	Rehab	Rehab	Fixed Parts needs Maintenance	None	None	No
1054	West (IC 5)	A-5	1.00	3.20	1.40	1.10	0.00	Double Glass	Broken Top	New	New Leaf Frame	Fixed Parts needs Maintenance	None	None	No
1054	West (IC 5)	A-5	1.00	3.20	1.40	1.10	0.00	Double Glass	Fine	Rehab	Rehab	Fixed Parts needs Maintenance	None	None	No
1059 (1069 on door)	West (IC 5)	A-5	1.00	3.20	1.40	1.10	0.00	Double Glass	Fine	Rehab	Rehab	Fixed Parts needs Maintenance	None	None	No

Room Number	Façade	Type	Number of Items	Dimension				Glass Type	Glass Status	Aluminum Status	Aluminum Description	General Description	Burglar Status	Shutter Status	Convert to Bullet Proof
				Height (m)	Width (m)	Sill Height (m)	Depth int. marble (m)								
1081	North (6 IC)	A-5	1.00	3.20	1.40	1.10	0.00	Double Glass	Broken (1)	New	New Leaf Frame	Fixed Parts needs Maintenance	None	None	No
1082	North (6 IC)	A-5	1.00	3.20	1.40	1.10	0.00	Double Glass	Fine	New	New Leaf Frame	Fixed Parts needs Maintenance	None	None	No
Hot Air Shaft	North (6 IC)	A-5	1.00	3.20	1.40	1.10	0.00	Double Glass	Fine	Rehab	Rehab	Fixed Parts needs Maintenance	None	None	No
1091	North (6 IC)	A-5	1.00	3.20	1.40	1.10	0.00	Double Glass	Broken (2)	New	New Leaf Frame	Fixed Parts needs Maintenance	None	None	No
1090	North (6 IC)	A-6	1.00	3.20	1.10	1.00	0.00	Double Glass	Broken (1)	New	New Leaf Frame	Fixed Parts needs Maintenance	None	None	No
1090	North (6 IC)	A-5	1.00	3.20	1.40	1.10	0.00	Double Glass	Fine	Rehab	Rehab	Fixed Parts needs Maintenance	None	None	No
1090	North (6 IC)	A-5	1.00	3.20	1.40	1.10	0.00	Double Glass	Fine	Rehab	Rehab	Fixed Parts needs Maintenance	None	None	No
1097	North (6 IC)	A-5	1.00	3.20	1.40	1.10	0.00	Double Glass	Broken (2)	New	New Leaf Frame	Fixed Parts needs Maintenance	None	None	No
1097	North (6 IC)	A-5	1.00	3.20	1.40	1.10	0.00	Double Glass	Broken (2)	New	New Leaf Frame	Fixed Parts needs Maintenance	None	None	No
1102	North (6 IC)	A-6	1.00	3.20	1.10	1.10	0.00	Double Glass	Broken (1) + Top	New	New Leaf Frame	Fixed Parts needs Maintenance	None	None	No
1106	North (6 IC)	A-5	1.00	3.20	1.40	1.10	0.00	Double Glass	Fine	Rehab	Rehab	Fixed Parts needs Maintenance	None	None	No
1106	North (6 IC)	A-5	1.00	3.20	1.40	1.10	0.00	Double Glass	Fine	Rehab	Rehab	Fixed Parts needs Maintenance	None	None	No

Room Number	Façade	Type	Number of Items	Dimension				Glass Type	Glass Status	Aluminum Status	Aluminum Description	General Description	Burglar Status	Shutter Status	Convert to Bullet Proof
				Height (m)	Width (m)	Sill Height (m)	Depth int. marble (m)								
1110	North (6 IC)	A-5	1.00	3.20	1.40	1.10	0.00	Double Glass	Broken (2)	New	New Leaf Frame	Fixed Parts needs Maintenance	None	None	No
1110	North (6 IC)	A-5	1.00	3.20	1.40	1.10	0.00	Double Glass	Fine	Rehab	Rehab	Fixed Parts needs Maintenance	None	None	No
1110	North (6 IC)	A-6	1.00	3.20	1.10	1.10	0.00	Double Glass	Broken (2) + Top	New	New Leaf Frame	Fixed Parts needs Maintenance	None	None	No
1111	North (6 IC)	A-5	1.00	3.20	1.40	1.10	0.00	Double Glass	Fine	Rehab	Rehab	Fixed Parts needs Maintenance	None	None	No
1120	North (6 IC)	A-5	1.00	3.20	1.40	1.10	0.00	Double Glass	Broken (2)	New	New Leaf Frame	Fixed Parts needs Maintenance	None	None	No
1120	North (6 IC)	A-5	1.00	3.20	1.40	1.10	0.00	Double Glass	Broken (2)	New	New Leaf Frame	Fixed Parts needs Maintenance	None	None	No
1121	North (6 IC)	A-5	1.00	3.20	1.40	1.10	0.00	Double Glass	Broken (2)	New	New Leaf Frame	Fixed Parts needs Maintenance	None	None	No
1148	East (7 IC)	A-5	1.00	3.20	1.40	1.10	0.00	Double Glass	Broken (2)	New	New Leaf Frame	Fixed Parts needs Maintenance	None	None	No
1147	East (7 IC)	A-5	1.00	3.20	1.40	1.10	0.00	Double Glass	Broken (2) + Top	New	New Leaf Frame	Fixed Parts needs Maintenance	None	None	No
1147	East (7 IC)	A-5	1.00	3.20	1.40	1.10	0.00	Double Glass	Broken (2)	New	New Leaf Frame	Fixed Parts needs Maintenance	None	None	No
1151	East (7 IC)	A-5	1.00	3.20	1.40	1.10	0.00	Double Glass	Broken (2)	New	New Leaf Frame	Fixed Parts needs Maintenance	None	None	No

Room Number	Façade	Type	Number of Items	Dimension				Glass Type	Glass Status	Aluminum Status	Aluminum Description	General Description	Burglar Status	Shutter Status	Convert to Bullet Proof
				Height (m)	Width (m)	Sill Height (m)	Depth int. marble (m)								
1155	East (7 IC)	A-5	1.00	3.20	1.40	1.10	0.00	Double Glass	Broken (2)	New	New Leaf Frame	Fixed Parts needs Maintenance	None	None	No
1155	East (7 IC)	A-5	1.00	3.20	1.40	1.10	0.00	Double Glass	Broken (2)	New	New Leaf Frame	Fixed Parts needs Maintenance	None	None	No

Room Number	Façade	Type	Number of Items	Dimension				Glass Type	Glass Status	Aluminum Status	Aluminum Description	General Description	Burglar Status	Shutter Status	Convert to Bullet Proof
				Height (m)	Width (m)	Sill Height (m)	Depth int. marble (m)								
Ground Floor															
0138	West (3)	A-7a	1.00	2.30	1.10	1.10	0.70	Double Glass	Fine	Rehab	Rehab	Fixed Parts needs Maintenance	Steel Rehab	None	No
0129	West (3)	A-7a	1.00	2.30	1.10	1.10	0.70	Bullet Proof	Fine	New	New Leaf Frame	Fixed Parts needs Maintenance	Steel Rehab	None	U
0129	West (3)	A-7a	1.00	2.30	1.10	1.10	0.70	Bullet Proof	Fine	New	New Leaf Frame	Fixed Parts needs Maintenance	Steel Rehab	None	U
0129	West (3)	A-7a	1.00	2.30	1.10	1.10	0.70	Bullet Proof	Broken (1)	New	New Leaf Frame	Fixed Parts needs Maintenance	Steel Rehab	None	U
0129	West (3)	A-7a	1.00	2.30	1.10	1.10	0.70	Bullet Proof	Broken (1)	New	New Leaf Frame	Fixed Parts needs Maintenance	Steel Rehab	None	U
0129	West (3)	A-7a	1.00	2.30	1.10	1.10	0.70	Bullet Proof	Fine	New	New Leaf Frame	Fixed Parts needs Maintenance	Steel Rehab	None	U
0129	West (3)	A-7a	1.00	2.30	1.10	1.10	0.70	Bullet Proof	Fine	New	New Leaf Frame	Fixed Parts needs Maintenance	Steel Rehab	None	U
0129	West (3)	A-7a	1.00	2.30	1.10	1.10	0.70	Bullet Proof	Fine	New	New Leaf Frame	Fixed Parts needs Maintenance	Steel Rehab	None	U
0129	West (3)	A-7a	1.00	2.30	1.10	1.10	0.70	Bullet Proof	Fine	New	New Leaf Frame	Fixed Parts needs Maintenance	Steel Rehab	None	U
0129	West (3)	A-7a	1.00	2.30	1.10	1.10	0.70	Bullet Proof	Fine	New	New Leaf Frame	Fixed Parts needs Maintenance	Steel Rehab	None	U
0129	West (3)	A-7a	1.00	2.30	1.10	1.10	0.70	Bullet Proof	Fine	New	New Leaf Frame	Fixed Parts needs Maintenance	Steel Rehab	None	U
0129	West (3)	A-7a	1.00	2.30	1.10	1.10	0.70	Bullet Proof	Fine	New	New Leaf Frame	Fixed Parts needs Maintenance	Steel Rehab	None	U

Room Number	Façade	Type	Number of Items	Dimension				Glass Type	Glass Status	Aluminum Status	Aluminum Description	General Description	Burglar Status	Shutter Status	Convert to Bullet Proof
				Height (m)	Width (m)	Sill Height (m)	Depth int. marble (m)								
0110	South (2)	A-7a	1.00	2.30	1.10	1.10	0.15	Double Glass	Broken (2)	New	New Leaf Frame	Fixed Parts needs Maintenance	Steel Rehab	None	No
0113	South (2)	A-7a	1.00	2.30	1.10	1.10	0.15	Double Glass	Broken (2)	New	New Leaf Frame	Fixed Parts needs Maintenance	Steel Rehab	None	No
0100	South (2)	A-7a	1.00	2.30	1.10	1.10	0.15	Double Glass	Broken (2)	New	New Leaf Frame	Fixed Parts needs Maintenance	Steel Rehab	None	No
0099	South (2)	A-7a	1.00	2.30	1.10	1.10	0.15	Double Glass	Broken (2)	New	New Leaf Frame	Fixed Parts needs Maintenance	Steel Rehab	None	No
0095	South (2)	A-7a	1.00	2.30	1.10	1.10	0.15	Double Glass	Broken (2)	New	New Leaf Frame	Fixed Parts needs Maintenance	Steel Rehab	None	No
0097	South (2)	A-7a	1.00	2.30	1.10	1.10	0.15	Double Glass	Broken (2)	New	New Leaf Frame	Fixed Parts needs Maintenance	Steel Rehab	None	No
0091	South (2)	A-7a	1.00	2.30	1.10	1.10	0.15	Double Glass	Broken (2) + Top	New	New Leaf Frame	Fixed Parts needs Maintenance	Steel Rehab	None	No
0091	South (2)	A-7a	1.00	2.30	1.10	1.10	0.15	Double Glass	Broken (2) + Top	New	New Leaf Frame	Fixed Parts needs Maintenance	Steel Rehab	None	No
0093	South (2)	A-7a	1.00	2.30	1.10	1.10	0.15	Double Glass	Fine	New	New Leaf Frame	Fixed Parts needs Maintenance	Steel Rehab	None	No
0084	South (2)	A-7a	1.00	2.30	1.10	1.10	0.15	Double Glass	Broken (2)	New	New Leaf Frame	Fixed Parts needs Maintenance	Steel Rehab	None	No
0084	South (2)	A-7a	1.00	2.30	1.10	1.10	0.15	Double Glass	Broken (2)	New	New Leaf Frame	Fixed Parts needs Maintenance	Steel Rehab	None	No
0086	South (2)	A-7a	1.00	2.30	1.10	1.10	0.15	Double Glass	Broken (2)	New	New Leaf Frame	Fixed Parts needs Maintenance	Steel Rehab	None	No

Room Number	Façade	Type	Number of Items	Dimension				Glass Type	Glass Status	Aluminum Status	Aluminum Description	General Description	Burglar Status	Shutter Status	Convert to Bullet Proof
				Height (m)	Width (m)	Sill Height (m)	Depth int. marble (m)								
0070	South (2)	A-7a	1.00	2.30	1.10	1.10	0.15	Double Glass	Broken (2)	New	New Leaf Frame	Fixed Parts needs Maintenance	Steel Rehab	None	No
0070	South (2)	A-7a	1.00	2.30	1.10	1.10	0.15	Double Glass	Broken (2)	New	New Leaf Frame	Fixed Parts needs Maintenance	Steel Rehab	None	No
0068 (0070 on door)	South (2)	A-7a	1.00	2.30	1.10	1.10	0.15	Double Glass	Fine	New	New Leaf Frame	Fixed Parts needs Maintenance	Steel Rehab	None	No
0071	South (2)	A-7a	1.00	2.30	1.10	1.10	0.15	Double Glass	Broken (2)	New	New Leaf Frame	Fixed Parts needs Maintenance	Steel Rehab	None	No
0071	South (2)	A-7a	1.00	2.30	1.10	1.10	0.15	Double Glass	Fine	New	New Leaf Frame	Fixed Parts needs Maintenance	Steel Rehab	None	No
0071	East (1)	A-7b	1.00	2.30	1.30	1.10	0.70	Double Glass	Broken (2)	New	New Leaf Frame	Fixed Parts needs Maintenance	Steel Rehab	None	No
0071	East (1)	A-7b	1.00	2.30	1.30	1.10	0.70	Double Glass	Broken (2)	New	New Leaf Frame	Fixed Parts needs Maintenance	Steel Rehab	None	No
0072	East (1)	A-7b	1.00	2.30	1.30	1.10	0.70	Double Glass	Broken (2)	New	New Leaf Frame	Fixed Parts needs Maintenance	Steel Rehab	None	No
0066	East (1)	A-7b	1.00	2.30	1.30	1.10	0.70	Double Glass	Broken (2)	New	New Leaf Frame	Fixed Parts needs Maintenance	Steel Rehab	None	No
0066	East (1)	A-7b	1.00	2.30	1.30	1.10	0.70	Double Glass	Broken (2)	New	New Leaf Frame	Fixed Parts needs Maintenance	Steel Rehab	None	No
0063	East (1)	A-7b	1.00	2.30	1.30	1.10	0.70	Double Glass	Broken (2)	New	New Leaf Frame	Fixed Parts needs Maintenance	Steel Rehab	None	No
0063	East (1)	A-7b	1.00	2.30	1.30	1.10	0.70	Double Glass	Broken (2)	New	New Leaf Frame	Fixed Parts needs Maintenance	Steel Rehab	None	No

Room Number	Façade	Type	Number of Items	Dimension				Glass Type	Glass Status	Aluminum Status	Aluminum Description	General Description	Burglar Status	Shutter Status	Convert to Bullet Proof
				Height (m)	Width (m)	Sill Height (m)	Depth int. marble (m)								
0061	East (1)	A-7b	1.00	2.30	1.30	1.10	0.70	Double Glass	Broken (2)	New	New Leaf Frame	Fixed Parts needs Maintenance	Steel Rehab	None	No
0059	East (1)	A-7b	1.00	2.30	1.30	1.10	0.70	Double Glass	Broken (2)	New	New Leaf Frame	Fixed Parts needs Maintenance	Steel Rehab	None	No
0059	East (1)	A-7b	1.00	2.30	1.30	1.10	0.70	Double Glass	Broken (2)	New	New Leaf Frame	Fixed Parts needs Maintenance	Steel Rehab	None	No
0059	East (1)	A-7b	1.00	2.30	1.30	1.10	0.70	Double Glass	Broken (2)	New	New Leaf Frame	Fixed Parts needs Maintenance	Steel Rehab	None	No
0059	East (1)	A-7b	1.00	2.30	1.30	1.10	0.70	Double Glass	Broken (2)	New	New Leaf Frame	Fixed Parts needs Maintenance	Steel Rehab	None	No
0059	East (1)	A-7b	1.00	2.30	1.30	1.10	0.70	Double Glass	Broken (2)	New	New Leaf Frame	Fixed Parts needs Maintenance	Steel Rehab	None	No
0059	East (1)	A-7b	1.00	2.30	1.30	1.10	0.70	Double Glass	Broken (2)	New	New Leaf Frame	Fixed Parts needs Maintenance	Steel Rehab	None	No
0059	East (1)	A-7b	1.00	2.30	1.30	1.10	0.70	Double Glass	Broken (2)	New	New Leaf Frame	Fixed Parts needs Maintenance	Steel Rehab	None	No
0057	West (IC 5)	A-5	1.00	3.20	1.40	1.10	0.00	Double Glass	Broken (2)	New	New Leaf Frame	Fixed Parts needs Maintenance	Steel Rehab	None	No
0057	West (IC 5)	A-5	1.00	3.20	1.40	1.10	0.00	Double Glass	Fine	New	New Leaf Frame	Fixed Parts needs Maintenance	Steel Rehab	None	No
0058/0058A	West (IC 5)	A-5	1.00	3.20	1.40	1.10	0.00	Double Glass	Broken (2)	New	New Leaf Frame	Fixed Parts needs Maintenance	None	None	No
0058/0058A	West (IC 5)	A-5	1.00	3.20	1.40	1.10	0.00	Double Glass	Broken (2)	New	New Leaf Frame	Fixed Parts needs Maintenance	None	None	No
0058/0058A	West (IC 5)	A-5	1.00	3.20	1.40	1.10	0.00	Double Glass	Broken (2)	New	New Leaf Frame	Fixed Parts needs Maintenance	None	None	No

Room Number	Façade	Type	Number of Items	Dimension				Glass Type	Glass Status	Aluminum Status	Aluminum Description	General Description	Burglar Status	Shutter Status	Convert to Bullet Proof
				Height (m)	Width (m)	Sill Height (m)	Depth int. marble (m)								
0058/0058A	West (IC 5)	A-5	1.00	3.20	1.40	1.10	0.00	Double Glass	Broken (2)	New	New Leaf Frame	Fixed Parts needs Maintenance	None	None	No
0058/0058A	West (IC 5)	A-5	1.00	3.20	1.40	1.10	0.00	Double Glass	Fine	New	New Leaf Frame	Fixed Parts needs Maintenance	None	None	No
0058/0058A	West (IC 5)	A-5	1.00	3.20	1.40	1.10	0.00	Double Glass	Fine	New	New Leaf Frame	Fixed Parts needs Maintenance	None	None	No
0079	North (6 IC)	A-5	1.00	3.20	1.40	1.10	0.00	Double Glass	Broken (2)	New	New Leaf Frame	Fixed Parts needs Maintenance	None	None	No
0080	North (6 IC)	A-5	1.00	3.20	1.40	1.10	0.00	Double Glass	Fine	Rehab	Rehab	Fixed Parts needs Maintenance	None	None	No
Hot Air Shaft	North (6 IC)	A-5	1.00	3.20	1.40	1.10	0.00	Double Glass	Fine	Rehab	Rehab	Fixed Parts needs Maintenance	None	None	No
0089	North (6 IC)	A-5	1.00	3.20	1.40	1.10	0.00	Double Glass	Fine	Rehab	Rehab	Fixed Parts needs Maintenance	None	None	No
088	North (6 IC)	A-5	1.00	3.20	1.40	1.10	0.00	Double Glass	Broken (2)	New	New Leaf Frame	Fixed Parts needs Maintenance	None	None	No
088	North (6 IC)	A-5	1.00	3.20	1.40	1.10	0.00	Double Glass	Broken (2)	New	New Leaf Frame	Fixed Parts needs Maintenance	None	None	No
088	North (6 IC)	A-6	1.00	3.00	1.10	1.00	0.00	Double Glass	Fine	Rehab	Rehab	Fixed Parts needs Maintenance	None	None	No
0102	North (6 IC)	A-5	1.00	3.20	1.40	1.10	0.00	Double Glass	Broken (2)	New	New Leaf Frame	Fixed Parts needs Maintenance	None	None	No
0102	North (6 IC)	A-5	1.00	3.20	1.40	1.10	0.00	Double Glass	Broken (2)	New	New Leaf Frame	Fixed Parts needs Maintenance	None	None	No

Room Number	Façade	Type	Number of Items	Dimension				Glass Type	Glass Status	Aluminum Status	Aluminum Description	General Description	Burglar Status	Shutter Status	Convert to Bullet Proof
				Height (m)	Width (m)	Sill Height (m)	Depth int. marble (m)								
0103	North (6 IC)	A-5	1.00	3.20	1.40	1.10	0.00	Double Glass	Fine	New	New Leaf Frame	Fixed Parts needs Maintenance	None	None	No
0103	North (6 IC)	A-5	1.00	3.20	1.40	1.10	0.00	Double Glass	Broken (2)	New	New Leaf Frame	Fixed Parts needs Maintenance	None	None	No
0106	North (6 IC)	A-5	1.00	3.20	1.40	1.10	0.00	Double Glass	Broken (2)	New	New Leaf Frame	Fixed Parts needs Maintenance	None	None	No
0106	North (6 IC)	A-5	1.00	3.20	1.40	1.10	0.00	Double Glass	Fine	New	New Leaf Frame	Fixed Parts needs Maintenance	None	None	No
0106	North (6 IC)	A-6	1.00	3.00	1.10	1.00	0.00	Double Glass	Broken (2)	New	New Leaf Frame	Fixed Parts needs Maintenance	None	None	No
0107	North (6 IC)	A-5	1.00	3.20	1.40	1.10	0.00	Double Glass	Broken (2)	New	New Leaf Frame	Fixed Parts needs Maintenance	None	None	No
0115	North (6 IC)	A-5	1.00	3.20	1.40	1.10	0.00	Double Glass	Broken (2)	New	New Leaf Frame	Fixed Parts needs Maintenance	None	None	No
0115	North (6 IC)	A-5	1.00	3.20	1.40	1.10	0.00	Double Glass	Broken (2)	New	New Leaf Frame	Fixed Parts needs Maintenance	None	None	No
0116	North (6 IC)	A-5	1.00	3.20	1.40	1.10	0.00	Double Glass	Broken (2)	New	New Leaf Frame	Fixed Parts needs Maintenance	None	None	No
0135 / 0134 a / 0134	East (7 IC)	A-5	1.00	3.20	1.40	1.10	0.00	Double Glass	Broken (2)	New	New Leaf Frame	Fixed Parts needs Maintenance	None	None	No
0135 / 0134 a / 0134	East (7 IC)	A-5	1.00	3.20	1.40	1.10	0.00	Double Glass	Broken (2)	New	New Leaf Frame	Fixed Parts needs Maintenance	None	None	No
0135 / 0134 a / 0134	East (7 IC)	A-5	1.00	3.20	1.40	1.10	0.00	Double Glass	Broken (2)	New	New Leaf Frame	Fixed Parts needs Maintenance	None	None	No

Room Number	Façade	Type	Number of Items	Dimension				Glass Type	Glass Status	Aluminum Status	Aluminum Description	General Description	Burglar Status	Shutter Status	Convert to Bullet Proof
				Height (m)	Width (m)	Sill Height (m)	Depth int. marble (m)								
0135 / 0134 a / 0134	East (7 IC)	A-5	1.00	3.20	1.40	1.10	0.00	Double Glass	Broken (2)	New	New Leaf Frame	Fixed Parts needs Maintenance	None	None	No
0135 / 0134 a / 0134	East (7 IC)	A-5	1.00	3.20	1.40	1.10	0.00	Double Glass	Broken (2)	New	New Leaf Frame / New Fixed Frame	Fixed Parts needs Maintenance	None	None	No
0135 / 0134 a / 0134	East (7 IC)	A-5	1.00	3.20	1.40	1.10	0.00	Double Glass	Broken (2)	New	New Leaf Frame	Fixed Parts needs Maintenance	None	None	No
0135 / 0134 a / 0134	East (7 IC)	A-5	1.00	3.20	1.40	1.10	0.00	Double Glass	Broken (2)	New	New Leaf Frame	Fixed Parts needs Maintenance	None	None	No
0135 / 0134 a / 0134	East (7 IC)	A-5	1.00	3.20	1.40	1.10	0.00	Double Glass	Broken (2)	New	New Leaf Frame	Fixed Parts needs Maintenance	None	None	No
0135 / 0134 a / 0134	East (7 IC)	A-5	1.00	3.20	1.40	1.10	0.00	Double Glass	Broken (2)	New	New Leaf Frame / New Fixed Frame	Fixed Parts needs Maintenance	None	None	No

Room Number	Façade	Type	Number of Items	Dimension				Glass Type	Glass Status	Aluminum Status	Aluminum Description	General Description	Burglar Status	Shutter Status	Convert to Bullet Proof
				Height (m)	Width (m)	Sill Height (m)	Depth int. marble (m)								
Basement															
B131	East (1)	A-11	1.00	2.15	1.15	1.00	0.30	Double Glass	Broken (All)	New	New Leaf Frame / New Fixed Frame	Fixed Parts needs Maintenance	Steel Rehab	None	No
B131	East (1)	A-11	1.00	2.15	1.15	1.00	0.30	Double Glass	Broken (All)	New	New Leaf Frame / New Fixed Frame	Fixed Parts needs Maintenance	Steel Rehab	None	No
B131	East (1)	AGD-5	1.00	4.20	2.50	0.00	0.00	Double Glass	Broken (Top)	New	New Leaf Frame / New Fixed Frame	Fixed Parts needs Maintenance	None	None	No
Roof															
Roof	—	AGD-6	1.00	3.90	2.40	0.00	0.00	Double Glass	Broken (All)	New	New Leaf Frame / New Fixed Frame	Fixed Parts needs Maintenance	None	None	No
Roof	—	AGD-7	1.00	4.00	1.20	0.00	0.00	Double Glass	Broken (All)	Rehab	Rehab	Fixed Parts needs Maintenance	Steel Rehab	None	No